

HCN / HCND MAS PROBES  
USER MANUAL

---

*Bruker BioSpin*

The information in this manual may be altered without notice.

Bruker BioSpin accepts no responsibility for actions taken as a result of use of this manual. Bruker BioSpin accepts no liability for any mistakes contained in the manual, leading to coincidental damage, whether during installation or operation of the instrument. Unauthorized reproduction of manual content, without written permission from the publishers or translation into another language, either in full or in part, is forbidden.



## **CAUTION!**

**Probe must be operated only inside the magnet.**

This manual was written by Priyanga Bandara.  
Bruker BioSpin  
Rheinstetten, Germany.  
16/10/2019

## 1. Probe interfaces




Figure: 1




Figure: 2


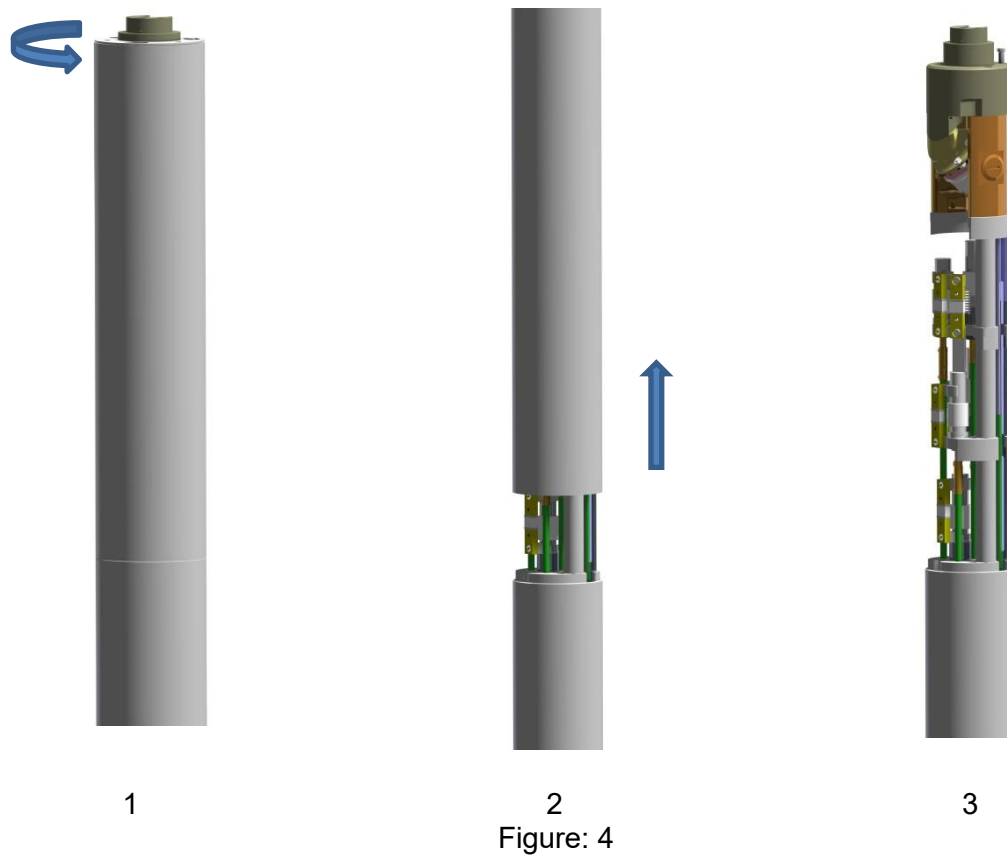


Figure: 3

## 2 How to remove the shield



1. Rotate the top part of the shield, from left to right to unlock the shield (Figure 4 and Figure 5).
2. Slide the shield up without rotating.
3. Remove the top part of the shield completely to access the sample.




Figure: 5