

In honour of Seymour Papert :

"Empirical Modelling"  
of  
Logo in Forth



Some key points of my doctoral thesis about  
"Mathematics as Driving Force of Scientific and Social Progress":

The emergence of computers as **processing tools** changed mathematics in its characteristic as a **structural science**. **Simulation Modelling** moved into the focus of applied mathematics.

The emergence of computers as **finite tools** led to a new status of **approximation mathematics**.

And last but not least:

The emergence of computers (of the third generation) as **dialog tools** became the hour of birth of **experimental mathematics**.

## "Empirical Modelling" of Logo in Forth



KC 85/1 from robotron (GDR) and  
Atari 800 XL from Atari, Inc. (USA)

# "Empirical Modelling" of Logo in Forth



```

49705 BPL 49695
      STA 53771 (53760) -> (53771)
      LDX #2
      LDY #1
49714 LDA 632,Y
      LSR A
      LSR A
      STA 637,X
      STA 641,X
      LDA #0
      ROL A
      STA 636,X
      STA 640,X
      DEX
      DEX
      DEX
      BPL 49714
      JMP (548)

49743 JMP (550)
49746 JMP (552)

49745 LDY 536,X
      BNE 49742
      LDY 537,X
      BEQ 49775
      DEC 537,X
      DEC 536,X
      BNE 49775
      LDY 537,X
      BNE 49775
      LDA #0
      RTS

49775 LDA #255
      RTS

49778 ASL A A*2
      STA 557
      TXA
      LDX #5
      STA 54282 ANTIC = X alle
      DEX 424x1000
      BNE 49788
      LDX 557 X = A*2
      STA 535,X (535+2*A) = X alle
      TXA
      STA 534,X (534+2*A) = Y alle
      RTS
    
```

BIT7(54076) -> BIT0(633) bzw 643  
 BIT6(54076) -> BIT0(638) bzw 642  
 BIT3(54076) -> BIT0(637) bzw 641  
 BIT2(54076) -> BIT0(636) bzw 640  
 PTRIG 0...3  
 (schnell: 49802) { PLA, TAY, PLA, TAX, PLA, RTI }  
 (schnell: 60433)  
 (schnell: 0)

Drehmoment von (536+X), (537+X)  
 a) Wenn (536+X), (537+X) = 0,  
 dann A = 255, RTS  
 b) Wenn (536+X), (537+X) ≠ 0,  
 dann A = 255, RTS  
 c) Wenn aber (536+X), (537+X)  
 → 0, d.h. Zähler / auf 0 geht,  
 dann A = 0, RTS

```

49802 PLA (548/549)
      TAY (58466)
      PLA
      TAX
      PLA
      RTI

49808 SEI Interrupt-Sprung
      LDA 53267 CTIA PMB-Farbe 2 -> (49808)
      CMP 1018 -> (49824)
      BNE 49864 -> (49864)
      ROR A
      BCC 49825
      JSR 50377
      BNE 49864
49825 LDA 580
      BNE 49864
49832 LDA #255
      BNE 49864

49834 SEI Interrupt-Sprung
      LDX #140 BASIC-Zähler
      DEY
      BNE 49837
      DEX
      BNE 49837
      LDA 825 (825) = 30?
      CMP #32 (normal)
      BNE 49864 (830) = 147?
      LDA 820
      CMP #147 (normal)
      BNE 49864 (837) = 137?
      LDA 831
      CMP #37 (normal)
      BEQ 49808
49864 LDA #0
49866 STA #0
49868 SEI Interrupt-Sprung
      CLD
      LDX #255
      TXS
      JSR 50289
      LDA #1
      STA 1 (normal) (1) = 1
      LDA 8
      BNE 49866 (8) ≠ 0, dann 49866
      LDA #0
      LDY #8
      STA 1
      STA 5 } (4) = 0, (5) = 0
      LDA #255
      STA (4),Y (8) = 255
      CMP (4),Y
      BEQ 49802
      LSR 1
49802 LDA #0
    
```

Verwey, wenn Bit(53267) = 0  
 A(10.3) = 2(1), CMP(10.3)  
 für Mandelbrot DOS

**RESET**  
 BASIC-Zähler  
 (256 \* 140 + 1) - 24K Zähler?

2 of 128 pages of the handwritten disassembling code of the Atari 800XL operating system



## Fascination of Forth:

Forth was a programming language as well as an operating system.

Forth was able to compile programs as well as to work in an interpreter modus.

Forth was a list-processing language like LISP.

Forth programming was the creation of words by words.

Forth has the ability of reflection, that means that Forth can examine, introspect, and modify its own structure and behaviour at runtime.

Forth let you develop your own private language.

## But:

Forth uses RPN (reverse Polish notation).

Forth has no graphic commands.

Forth does not allow recursive procedures.

Forth needs a consequent bottom up design of programming.

The final programs are often hard to understand (in a "write-only" manner).

## Fascination of Logo:

Logo is (like Forth) a relative of Lisp.

Programming is the creation of words by words.

Unlike Forth, Logo has an infix notation.

Logo allows top down programming.

Logo enables recursive programming.

Logo has a turtle graphic.



So what to do if you can't get Logo for your PC and have no information about its inner architecture?

This should be a case of "Empirical Modelling".

The problem to be solved was:

***How you can model the observable results of the behaviour of Logo in terms of Forth?***

# Empirical Modelling: a broader view of computing

computation = making sense of phenomena  
and information processing (human computing)

observation and experiment

semantics and construction  
are experience-oriented

personal engagement  
with the world:

Model or artefact  
construction

domain of interest  
conflation of design,  
development, use

interpretation shaped  
by free interaction

particular situations  
personal interest  
and interpretation

**Construal**

**faithfulness**

informal, intuitive, exploratory  
imagination and memory

personal experience  
and expression,  
perception, observation,  
dependency and agency,  
sensory stimuli

**O**bservable,

**D**ependency,

**A**gency

**efficacy**

context is personal, provisional

in definitive scripts  
in appropriate notations  
driven by interaction

state-as-experienced is primary  
behaviour is derived

process in open environment

( created by Steve Russ )



## “Empirical Modelling” of Logo in Forth

Why do I call it "Empirical Modelling"?

The artefact that is built on the computer is itself a source of immediate experience which can be compared – through interaction – with experience of its referent (Logo).

If we compare the characterization of Empirical Modelling by Steve Russ with our approach, we find only a few differences:

1. The empirical referent of our artefact is a computer language (Logo) and no lift, no ant, no oxo, no poem or piece of music.
2. The construal is not build in definitive scripts in the environment of EDEN but in words as lists of words of Forth.
3. The construal can serve as a replacement of its referent (but with a different inner structure).

Two recursive programs – one for drawing a binary tree and one for symbolic differentiation – should serve as yardstick for measuring the success of rebuilding Logo in Forth.

(\* Symbolic Differentiation of a Function in LOGO \*)

TO CHAIN\_RULE :FCT

```
OP ( LIST KL ( LIST KL ABL FIRST :FCT "O LAST :FCT )" * KL ABL LAST :FCT )
END
```

TO PRODUCT\_RULE :FCT

```
OP ( LIST FIRST :FCT "*" ABL ( LAST :FCT ) "+ ABL FIRST :FCT "*" LAST :FCT )
END
```

TO SUM\_RULE :FCT

```
OP ( LIST ABL FIRST :FCT "+ ABL LAST :FCT )
END
```

TO POWER\_RULE :FCT

```
MAKE "M LAST :FCT IF :M = 0 [ OP [0] ] MAKE "N ( LIST "ID "ex :M - 1 )
OP ( LIST :M "*" :N )
END
```

TO ELEM :FCT

```
MAKE "F FIRST :FCT
IF :F = "ID [ OP "1 ]
IF :F = "SIN [ OP "COS ] IF :F = "COS [ OP "-SIN ]
IF :F = "-SIN [ OP "-COS ] IF :F = "-COS [ OP "SIN ]
IF :F = "EXP [ OP "EXP ] IF :F = "LN [ OP ( LIST "ID "ex "-1 )
OP "0 ]
END
```

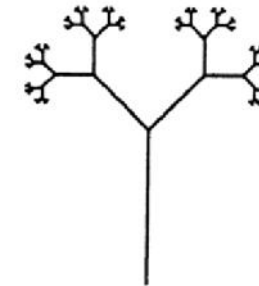
TO ABL FCT ;

```
IF NOT LISTP :FCT [ MAKE "FCT KL :FCT ]
IF ( COUNT :FCT ) = 1 [ OP ELEM :FCT STOP ]
IF ( COUNT :FCT ) = 2 [ OP LIST "FCT "CORRECT? STOP ]
PR "BEGIN
MAKE "Z FIRST BF :FCT
IF :Z = "*" [ OP PRODUCT_RULE :FCT ] IF :Z = "+" [ OP SUM_RULE :FCT ]
IF :Z = "o [ OP CHAIN_RULE :FCT ] IF :Z = "ex [ OP POWER_RULE :FCT ]
END
```

TO KL :A

```
OP FPUT :A [ ]
END
```

```
TO BAUM :X
IF :X < 1 [ STOP ]
FD :X LT 45 BAUM :X/2 RT 90
BAUM :X/2 LT 45 BK :X
END
```



BAUM 64

Replacing the RPN of Forth with an infix notation of Flokc

```
3 4 5 6 + * - . -41 ok
```

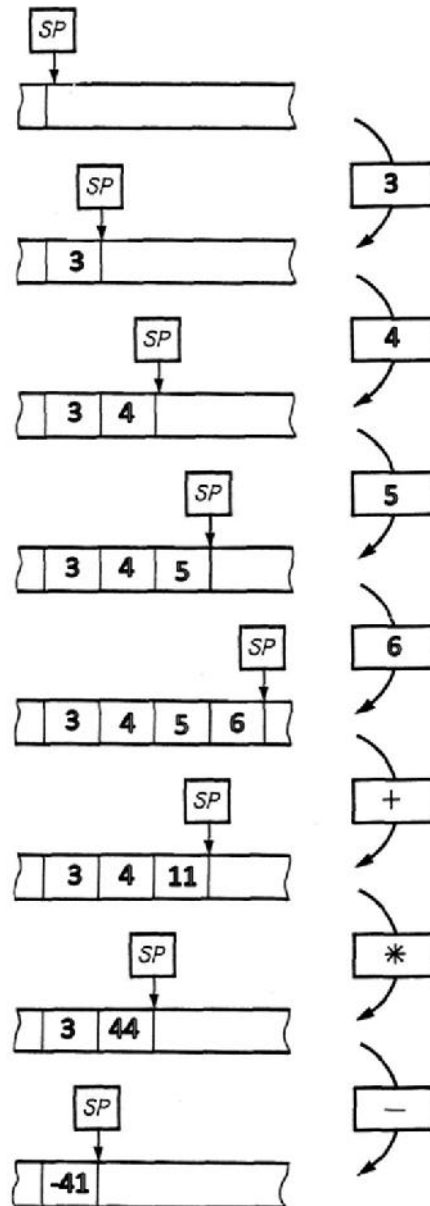
```
3 4 5 6 - * + . -1 ok
```

Forth

```
3 - 4 * ( 5 + 6 )  
maybe: -41  
logo
```

```
3 + 4 * ( 5 - 6 )  
maybe: -1  
logo
```

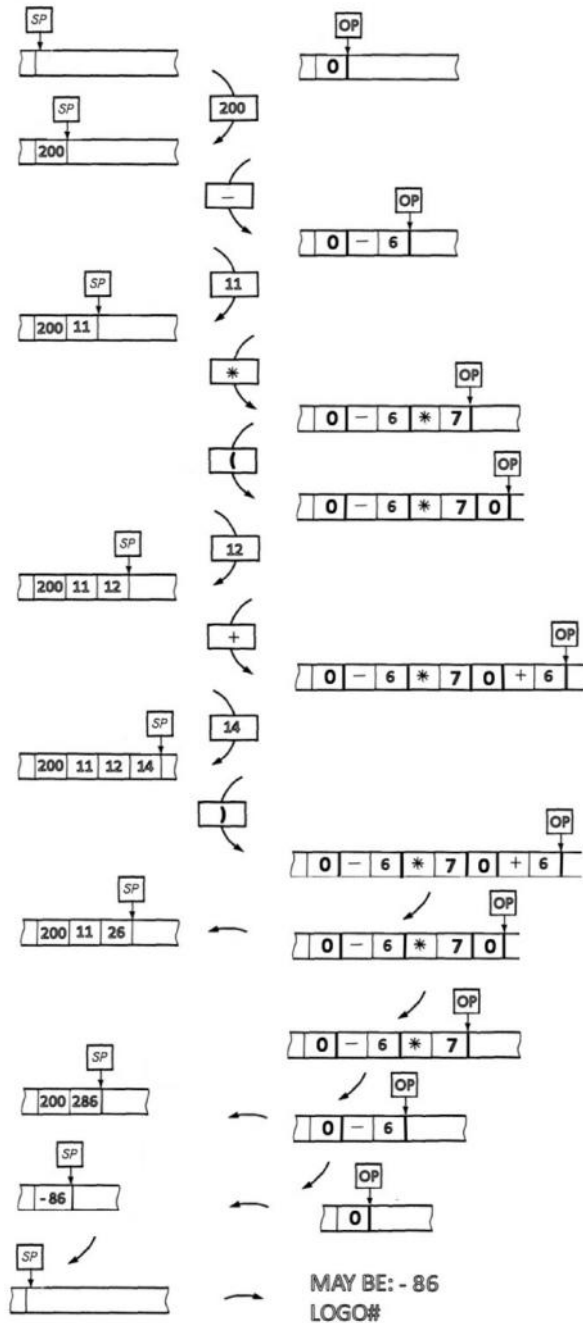
Flokc



RPN (reverse Polish notation) of Forth

```
3 4 5 6 + * - . -41 ok
```

## Implementation of infix notation in Forth



200 - 11 \* ( 12 + 14 )  
maybe: -86  
logo



# "Empirical Modelling" of Logo in Forth



## TOP-DOWN-FORTH.

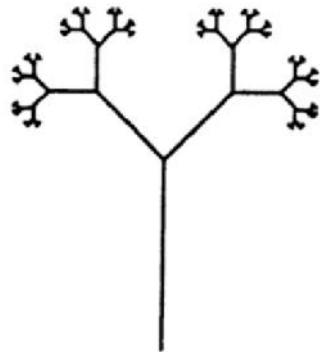
```
HERE FIRST $ 1000 - DP ! LATEST CONSTANT TD-
' (ABORT) $ CONSTANT AB 0 VARIABLE HL 0 VARIABLE TP
0 VARIABLE CUL 0 VARIABLE CUH 0 VARIABLE TO 0 VARIABLE IM

: TER? PAD TO $ > IF ." TOP-STACK-ERROR" 1 ERROR ENDIF ;
: ?? CR ." UNKNOWN WORD IN ADR: " R> CFA U. CR SP! DECIMAL QUIT ;
: VOR CUH CURRENT DUP $ CUL ! ! HERE HL ! TP $ DP ! ;
: RE CUL $ CURRENT ! HERE TP ! HL $ DP ! ;
: EX WARNING ! ' (ABORT) ! ;
: CREA HL $ HERE 40 CMOVE 0 BRANCH (( ' CREATE 2+ HERE - , )) ;
: REK SMUDGE LATEST PFA LFA DUP DUP $ 0 ROT ! HERE LATEST (FIND)
  >R R IF DROP CFA , ENDIF SWAP ! R> SMUDGE ;
: MERK TER? HERE CUH $ DUP
  IF (FIND) ELSE SWAP DROP ENDIF
  0= IF VOR CREA SMUDGE RE
    ELSE DROP CFA DUP $ 2+ TP $ DUP ROT ! SWAP !
  ENDIF
  4 TP HERE OVER $ 0 OVER 2+ ! ! + ! ' ?? CFA , ;
: TOP DUP 0= IF REK 0= IF MERK ENDIF
  DROP DROP DROP DROP R> R> R> R> R> R>
  DROP DROP DROP DROP DROP ' INTERPRET >R ;S
  ENDIF R> DROP ;
: IN-TOP TER? TP $ 0= IF TO $ TP ! ENDIF
  0 CUH ! ' TOP CFA -1 EX ;
: PUT DROP 0 OVER CFA ! LATEST PFA CFA >R
  BEGIN R OVER $ ! 2+ $ DUP 0=
  UNTIL
  R> DROP DROP ;
: ?IN IN $ IM ! ;
: NORM TD- TD- ! 0 TP ! AB 0 EX ;
: TOP-TEST 0 CUH $
  BEGIN DUP
  WHILE PFA DUP CFA $
  IF DUP NFA ID. 2 SPACES
  ." UNKNOWN WORD " CR
  SWAP 1+ SWAP
  ENDIF LFA $
  REPEAT
  DROP 0= IF NORM ENDIF ;
```

```
: ?TOP CUH $
  IF TER? IM $ IN ! BL WORD HERE CUH $ (FIND)
  IF PUT ENDIF
  ENDIF ;
: TOP-LOAD IN-TOP LOAD TOP-TEST ;
: VARIABLE ?IN VARIABLE ?TOP ;
: CONSTANT ?IN CONSTANT ?TOP ;
: CREATE ?IN CREATE SMUDGE ?TOP SMUDGE ;
: : ?IN (COMPILE) : SMUDGE ?TOP SMUDGE ; IMMEDIATE
: Top CR ." 1. TOP-STACK-Anf. TO ! " CR ." 2. Screen-Nr. TOP-
LOAD " CR ;
DP ! HERE 13 + CONSTANT TD
: TOP (( TD ' TD NFA )) LITERAL LITERAL ! Top ;
: -TOP ( ( LATEST PFA LFA TD- ) ) LITERAL LITERAL ! ( ( LATEST ) )
  LITERAL DUP 32 TOGGLE 8224 OVER 1+ ! 40992 SWAP 3 + ! ;
' TD CFA ' NORM 2+ ! ? TD- TD !
(H.-J.Petsche, 3.4.1989 )
```

## Logo

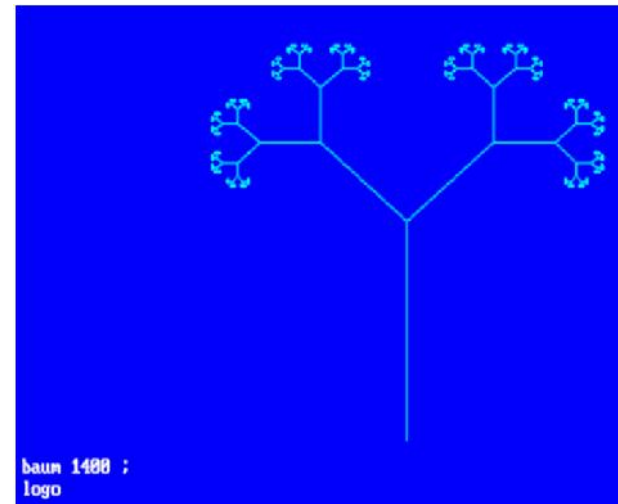
```
TO BAUM :X  
IF :X < 1 [STOP]  
FD :X LT 45 BAUM :X/2 RT 90  
BAUM :X/2 LT 45 BK :X  
END
```



BAUM 64

## FLOK

```
REK H  
TO BAUM H ;  
IF H < 1 THEN STOP ENDIF  
FD H LT 45 BAUM H / 2 ; RT 90  
BAUM H / 2 ; LT 45 BK H  
END
```



# "Empirical Modelling" of Logo in Forth

## (\* Symbolic Differentiation of a Function in LOGO \*)

```
TO CHAIN_RULE :FCT
  OP ( LIST KL ( LIST KL ABL FIRST :FCT "0 LAST :FCT )
    ** KL ABL LAST :FCT )
END

TO PRODUCT_RULE :FCT
  OP ( LIST FIRST :FCT "*" ABL ( LAST :FCT )
    "+ ABL FIRST :FCT "*" LAST :FCT )
END

TO SUM_RULE :FCT
  OP ( LIST ABL FIRST :FCT "+ ABL LAST :FCT )
END

TO POWER_RULE :FCT
  MAKE "M LAST :FCT
  IF :M = 0 [ OP [0] ]
  MAKE "N ( LIST "ID "ex :M - 1 )
  OP ( LIST :M "*" :N )
END

TO ELEM :FCT
  MAKE "F FIRST :FCT
  IF :F = "ID [ OP "1 ]
  IF :F = "SIN [ OP "COS ]
  IF :F = "COS [ OP "-SIN ]
  IF :F = "-SIN [ OP "-COS ]
  IF :F = "-COS [ OP "SIN ]
  IF :F = "EXP [ OP "EXP ]
  IF :F = "LN [ OP ( LIST "ID "ex "-1 ) OP "0 ]
END

TO ABL FCT ;
  IF NOT LISTP :FCT [ MAKE "FCT KL :FCT ]
  IF ( COUNT :FCT ) = 1 [ OP ELEM :FCT STOP ]
  IF ( COUNT :FCT ) = 2 [ OP LIST "FCT "CORRECT? STOP ]
  PR "BEGIN
  MAKE "Z FIRST BF :FCT
  IF :Z = "*" [ OP PRODUCT_RULE :FCT ]
  IF :Z = "+" [ OP SUM_RULE :FCT ]
  IF :Z = "o [ OP CHAIN_RULE :FCT ]
  IF :Z = "ex [ OP POWER_RULE :FCT ]
END

TO KL :A
  OP FPUT :A [ ]
END
```

## (\* Symbolic Differentiation of a Function in FLOKC \*)

```
lis function rek fct var f

to abl function ; (* start program *)
  cr make fct " function ; diff fct ;
end

to diff fct ; (* differentiation *)
  if ( listp fct ) = 0 then ? 0 stop endif
  if ( count fct ) = 1 then run fct stop endif
  if not ( ( count fct ) = 3 ) then lp fct ? bad! stop endif
  "( run ( item 2 fct ) )"
end

to op f ; (* Output *)
  if listp f then if ( count f ) > 1 then lp f stop endif
  endif pr f
end

(* elementary function *)

l> cos [ ? -sin ] l> sin [ ? cos ]
l> -sin [ ? -cos ] l> -cos [ ? sin ]
l> exp [ ? exp ] l> x [ ? 1 ]
l> ln [ p" x ex -1" ]

to + ; (* sum rule *)
  diff first fct ; ? + diff last fct ;
end

to * ; (* product rule *)
  op first fct ; ? * diff last fct ; ? + diff first fct ; ? * op last fct ;
end

to o ; (* chain rule *)
  "( diff first fct ; ? o op last fct ; )" ? * diff last fct ;
end

to ex ; (* power rule *)
  make f last fct ;
  if listp f then lp fct ? bad! stop endif
  if f = 0 then ? 0 stop endif
  pr f p" * x ex " pr ( f - 1 )
end
```



„**Making construals** is a new digital skill that aims to bridge the gap between computing specialists and non-specialists. Its focus is on using the computer as an instrument to make connections in experience - an activity that complements computational thinking.“

Empirical Modelling is a way of **construal making**.

But what is modelling?

In general, computer modelling is used to solve three types of problems:

(1) **the analysis problem**: The **behaviour** of a external system with a defined (usually only implicit or blurred) structure under (mostly blurred) conditions should be determined by computer application.



In general, computer modelling is used to solve three types of problems:

(1) **the analysis problem**: The **behaviour** of a external system with a defined (usually only implicit or blurred) structure under (mostly blurred) conditions should be determined by computer applications.

(2) **the synthesis problem**: From a (mostly blurred) given set of objectively possible systems of a specific type, the one that determines a (mostly blurred) **preselected behaviour** as far as possible (under predominantly blurred criteria) must be determined by the use of computer applications.

In general, computer modelling is used to solve three types of problems:

(1) **the analysis problem**: The **behaviour** of a external system with a defined (usually only implicit or blurred) structure under (mostly blurred) conditions should be determined by computer applications.

(2) **the synthesis problem**: From a (mostly blurred) given set of objectively possible systems of a specific type, the one that determines a (mostly blurred) **preselected behaviour** as far as possible (under predominantly blurred criteria) must be determined by the use of computer applications.

(3) **the recognition problem**: From the **behaviour** of a external system **signalled** by structured data sets, the specific structure of this system must be determined by computer applications as precisely as possible within the framework of the given requirements and in the context of a recognition hypothesis about the affiliation of this system to a certain set of objectively possible systems of a particular type.



In my opinion Empirical Modelling generally belongs to the field of recognition problems. Empirical Modelling is a special way to solve recognition problems: It plays with models as construals, as "objects-to-think-with" about empirically given objects.

In my opinion Empirical Modelling generally belongs to the field of recognition problems. Empirical Modelling is a special way to solve recognition problems: It plays with models as construals, as "objects-to-think-with" about empirically given objects.

An "object-to-think-with" can not only model an **empirically given** but also an **empirically wanted object**. Construal as an "object-to-think-with-about" could serve to think about **given** as well as about **desired** objects.

**Construals could be placed in the field of recognition as well as in the field of synthesis.**

This broader look on empirical modelling has its reasons:  
It can be shown, that the synthesis (2) and the recognition problem (3) have the same mathematical structure and the modelling of these problems is essentially identical.

### **Recognition and making have the same (mathematical) structure.**

Modelling Logo in Forth is in my opinion an example for synthesising the behaviour of a desired object (a programming language) by observing the behaviour of the original object and by playing with agencies and dependencies.

I think that other examples of empirical modelling desired behaviour of technical systems would be of interest. The just-in-time-modelling with definitive scripts in an experimental computer environment will sharpen the technological sense of modellers.






# POTSDAMER FORSCHUNGEN

Wissenschaftliche Schriftenreihe der Pädagogischen  
Hochschule -Karl Liebknecht- Potsdam

**Reihe B · Heft 65**



## LOGO IN FORTH

Einführung in ein Sprachkonzept  
für die Informatikausbildung

Herausgegeben von Dr. H.—J. Petsche

Autoren: Dr. sc. H.—J. Petsche  
Dr. sc. H. Schachtzabel  
Dr. sc. H.—J. Sprengel

Potsdam, September 1989

# "Empirical Modelling" of Logo in Forth

## AKADEMIE DER PÄDAGOGISCHEN WISSENSCHAFTEN DER DEUTSCHEN DEMOKRATISCHEN REPUBLIK

Arbeitsstelle für Informatik

Akademie der Pädagogischen Wissenschaften, 1000 Berlin, Otto-Groerweg-Strasse 11  
Pädagogische Hochschule  
"Karl Liebknecht" Potsdam  
Sektion M/L  
z. Hd. stellv. Direktor für  
Forschung  
Dr. Petsche  
Am Neuen Palais  
Potsdam  
1 5 7 0

Pädagogische Hochschule  
"Karl Liebknecht"  
15 Potsdam  
Sektion Marxismus-Leninismus  
26. Juni 1989/7.50/19x

Ihre Zeichen	Ihre Nachricht von	Fernsprechanlage	Unsere Zeichen	Datum
		2 34 27 83	st-tö-da	21. 6. 1989

Betreff:

Sehr geehrter Dr. Petsche!

Nach mehreren gescheiterten Versuchen, Sie fernmündlich zu sprechen, wenden wir uns nun schriftlich an Sie. Über Kollegin Schachtzabel (Sektion Mathematik) erhielten wir die Information, daß sie eine LOGO-Implementation für die KC-Technik entwickelt haben. Da wir die pädagogische Eignung verschiedener Programmiersprachen für den allgemeinbildenden Informatikunterricht untersuchen, sind wir an Informationen zu Ihrer LOGO-Version interessiert:

1. Über welche Teilkomponenten verfügt das Programmsystem (Editor, Interpreter, Computer, Debugger, ...)?
2. Welche Algorithmenstrukturen und welche Datenstrukturen sind realisierbar?
3. Wie sieht die Benutzeroberflächen des Systems aus?
4. Welche Einweisungen bzw. Unterstützungen der Arbeit mit LOGO werden gegeben (vom Programm aufrufbare Hilfe-Komponenten, Demonstrationsprogramm, ausführliche, gedruckte Dokumentation, ...)?
5. In welcher Programmiersprache liegt das Quellprogramm vor?
6. Liegt eine Implementation für den Bildungscomputer A 5105 bereits vor bzw. welcher Aufwand wäre voraussichtlich für eine Implementation nötig?
7. Wie sehen Nachnutzungsbedingungen für den umrissenen Zweck aus?

Auf baldige Antwort hoffend, grüßt Sie

Doz. Dr. Detlef Sticht  
Leiter der Arbeitsstelle  
für Informatik

Telefon 237/Hausruf

(741) Ag 101-43-3096/23/3/0



The "Academy of Pedagogical Sciences in the GDR" wrote me a letter on June 21, 1989, saying that they were interested in my logo implementation.

# "Empirical Modelling" of Logo in Forth



VEB  
FACHBUCHVERLAG  
LEIPZIG



VEB Fachbuchverlag · DDR · 7031 Leipzig · Postfach 67

Herrn  
Dr. sc. phil. Hans-Joachim Petsche  
Hessestraße 18  
Potsdam  
1 5 6 0

Ihre Zeichen	Ihre Nachricht von	Unser Zeichen	Hausnummer	Datum
		GL 1/3/Hn.	137	23. Mai 1990

## Kleinstrechner-TIPS

Sehr geehrter Herr Dr. Petsche

Wir bedauern es aufrichtig, Ihnen Ihr Manuskript

Formelmanipulation mit dem KC 85.2/3: Von einem  
Programm zu einem Sprachkonzept

unveröffentlicht zurückschicken zu müssen.

Leider hat sich der Buchmarkt infolge der Literatur aus BRD-Verlagen so verändert, daß wir für unsere Broschürenreihe keine Absatzchance mehr sehen und die Arbeit an den Kleinstrechner-TIPS einstellen.

Wir danken Ihnen für die viele Mühe, die Sie für Ihren Artikel aufgewendet haben, und verbleiben

mit freundlichen Grüßen

VEB FACHBUCHVERLAG  
Lektorat Technisches Grundwissen

*Fago*  
Fago  
Lektorin

Anschrift des Verlages  
DDR-7031 Leipzig.

Betriebs-Nr. 93 909 223  
Drahtwort

Fernruf 49 50 (0) Durchwahl  
Fernschreiber

Bank: Staatsbank der DDR  
Kreiskasse Leipzig

Postcheck  
Leipzig

A letter from the Fachbuchverlag Leipzig, dated May 23, 1990, informing me about the Journal's discontinuation, because after the reunification of Germany no market would exist for it. My submitted article would therefore not be published.

Prof. Dr. Hans-Joachim Petsche

## Supplement

**Which programming language would I as a philosopher consider to be the best for children?**

This seemed to be an easy question.

## Supplement

**Which programming language would I as a philosopher consider to be the best for children?**

This seemed to be an easy question.

**Martin Heidegger: "Language is the House of Being".**

**What could that mean?**

## Supplement

Martin Heidegger: "Language is the House of Being".

What could that mean?

- Language is not the construct of Being and also not the universe of Being. And language is not only a house of Being.

## Supplement

Martin Heidegger: "Language is the House of Being".

What could that mean?

- Language is not the construct of Being and also not the universe of Being. And language is not only a house of Being.
- Language is build by man and by Being. Language should work for logicians as well as for geometricians (how Poincaré would say), for analysers, synthesists, constructivists and intuitionists.



## Supplement

Martin Heidegger: "Language is the House of Being".

What could that mean?

- Language is not the construct of Being and also not the universe of Being. And language is not only a house of Being.
- Language is build by man and by Being. Language should work for logicians as well as for geometricians (how Poincaré would say), for analysers, synthesists, constructivists and intuitionists.
- Every child will develop his own access to the world.

## Supplement

Martin Heidegger: “Language is the House of Being”.

What could that mean?

- Language is not the construct of Being and also not the universe of Being. And language is not only a house of Being.
- Language is build by man and by Being. Language should work for logicians as well as for geometricians (how Poincaré would say), for analysers, synthesists, constructivists and intuitionists.
- Every child will develop his own access to the world.
- SCRATCH for example is too LEGO-like, too superficially oriented on making (and constructing) and not on thinking, rethinking and problematising.

## Supplement

**Martin Heidegger: “Language is the House of Being”.**

**What could that mean?**

- Language is not the construct of Being and also not the universe of Being. And language is not only a house of Being.
- Language is build by man and by Being. Language should work for logicians as well as for geometricians (how Poincaré would say), for analysers, synthesists, constructivists and intuitionists.
- Every child will develop his own access to the world.
- SCRATCH for example is too LEGO-like, too superficially oriented on making (and constructing) and not on thinking, rethinking and problematising.
- Edutainment can be good but it is not all?. So it seems to me, that a LOGO-like (LISP oriented) language could be a good compromise.

## Supplement

Martin Heidegger: "Language is the House of Being".

What could that mean?

**The language is not the decisive point.**

If in the house of Being there is no Being, language will not give us anything.

We need good problems, which are worth talking about, that are worthy of modelling.

Its only the next step to find a good representation.

Faraday discovered such problems and found excellent representations!

## Supplement

Martin Heidegger: "Language is the House of Being".

What could that mean?

**The language is not the decisive point.**

If in the house of Being there is no Being, language will not give us anything.

We need good problems, which are worth talking about, that are worthy of modelling.

Its only the next step to find a good representation.

Faraday discovered such problems and found excellent representations!

**"Discovery consists of seeing what everybody has seen and thinking what nobody has thought."**

(Albert Szent-György, cited by Irving J. Good)

## The Picasso Construal

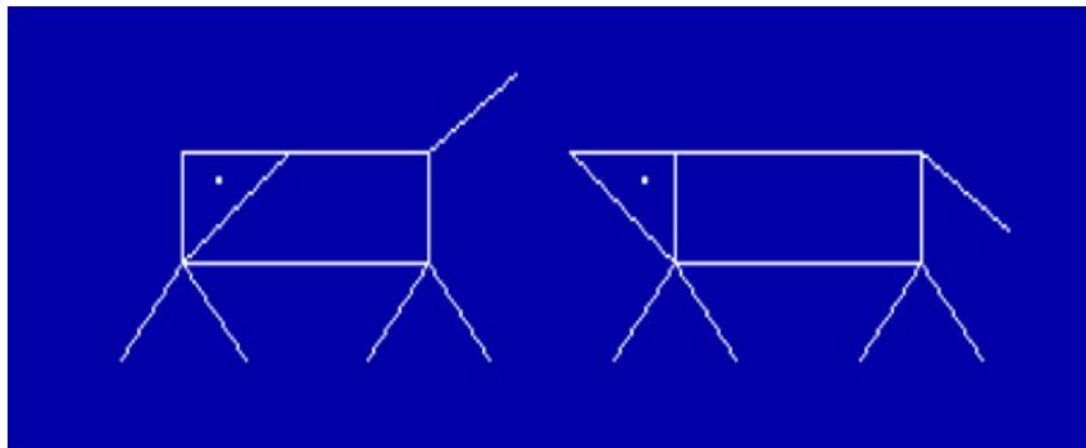
During his Cubist period, they ask Picasso if he **can could** express "affection" and "astonishment" with only a few brushstrokes.

He could **indeed!**

## The Picasso Construal

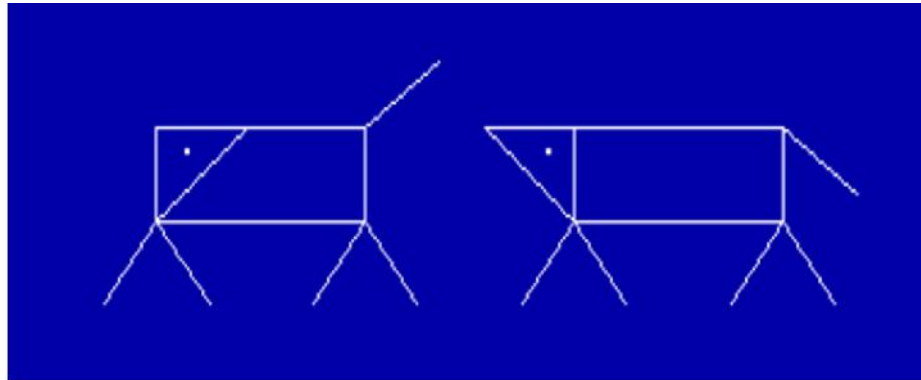
During his Cubist period, they ask Picasso if he could express "affection" and "astonishment" with only a few brushstrokes.

He could indeed!



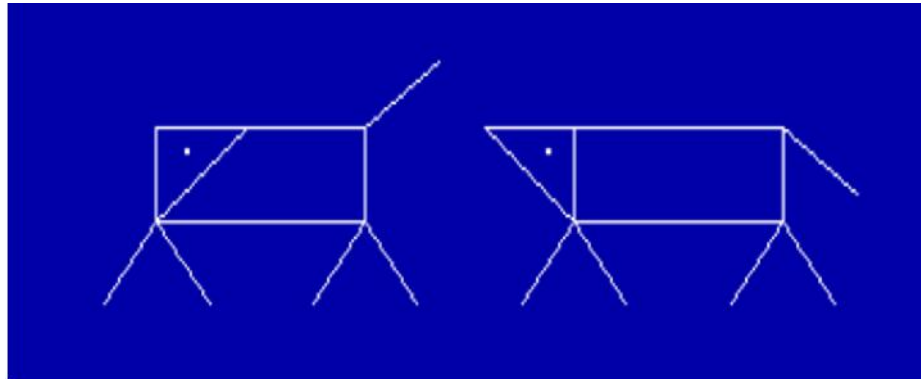


## The Picasso Construal



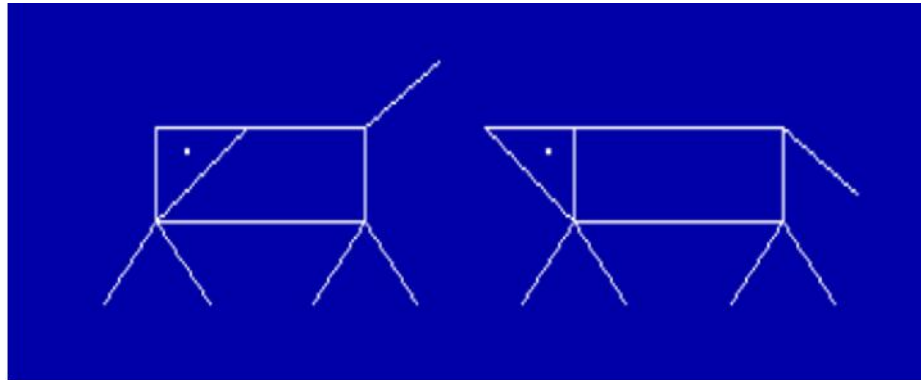
- Picasso modelled human behaviour through the behaviour of dogs, which for their part were modelled by some points, triangles, and rectangles. That was ingenious.

## The Picasso Construal



- Picasso modelled human behaviour through the behaviour of dogs, which for their part were modelled by some points, triangles, and rectangles. That was ingenious.
- And he gave us a fantastic problem for empirical modelling: Which other kinds of human behaviour could be expressed through modelling of dogs by points, triangles, and rectangles. And what will occur if we add some kind of motion?

## The Picasso Construal

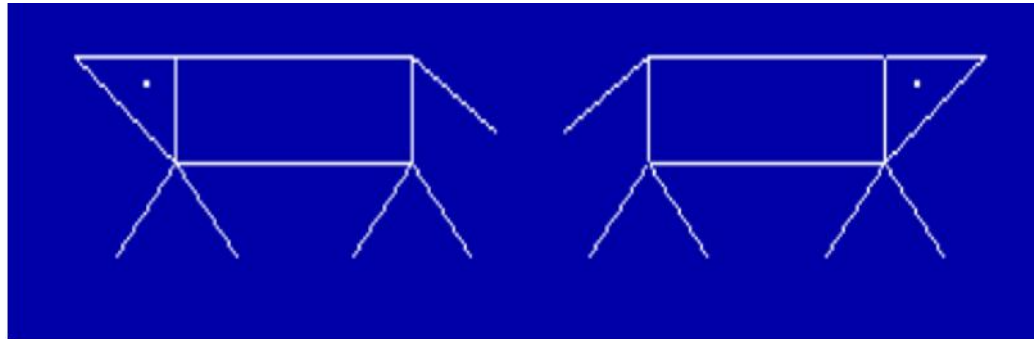


- Picasso modelled human behaviour through the behaviour of dogs which for their part were modelled by some points, triangles, and rectangles. That was ingenious.
- And he gave us a fantastic problem for empirical modelling: Which other kinds of human behaviour could be expressed through modelling of dogs by points, triangles, and rectangles. And what will occur if we add some kind of motion?
- These construals, made by a purist program, generate visual abstractions of human behaviour which gives us good things to think with.

**So we need more good  
problems to make construals  
on computers which give us  
more good things to think  
with.**

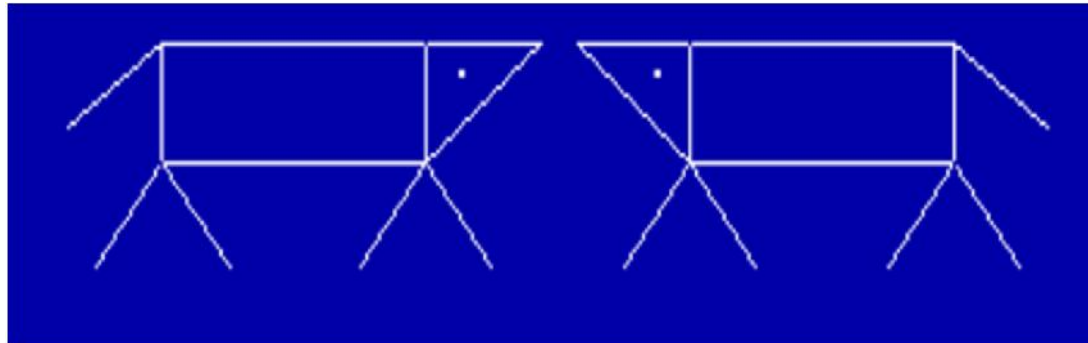


## The Picasso Construal



"Disinterest"

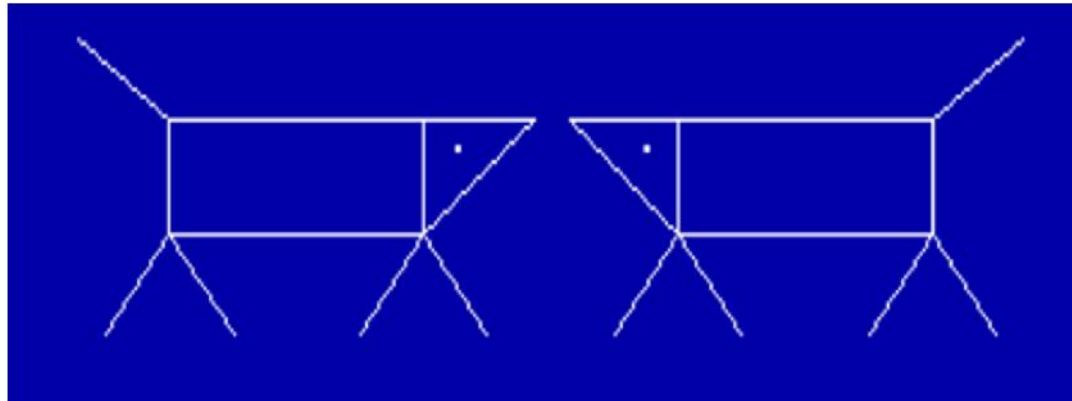
## The Picasso Construal



"Inspect"

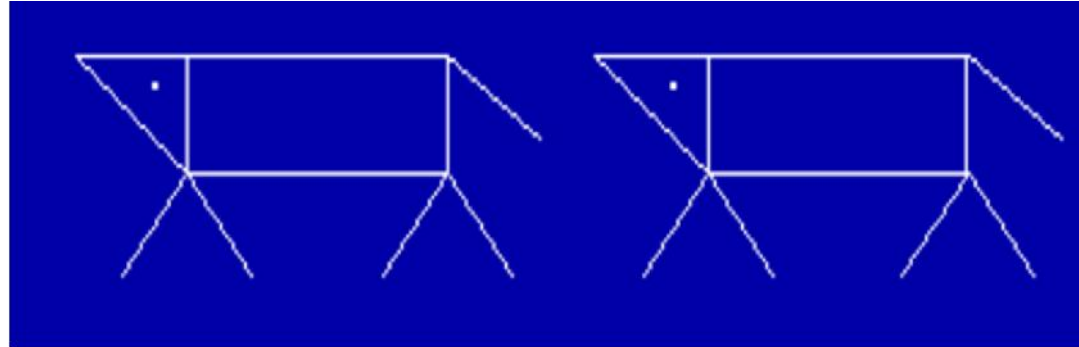


## The Picasso Construal



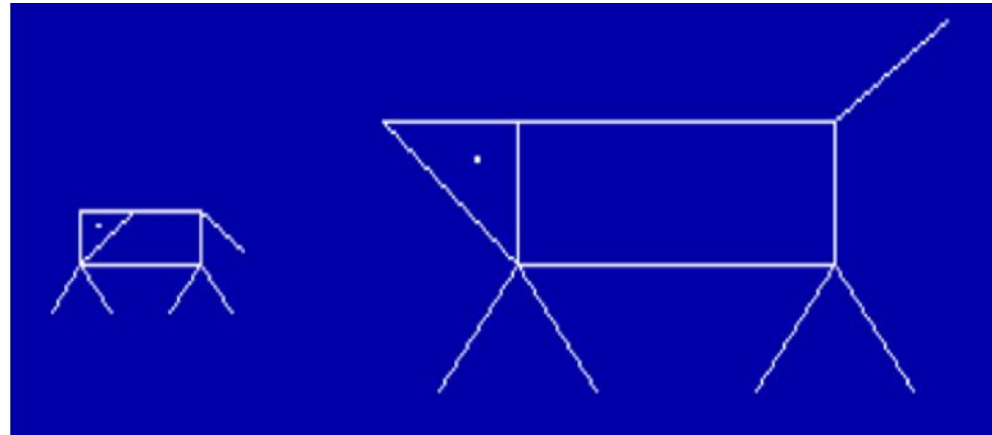
"Joy"

## The Picasso Construal



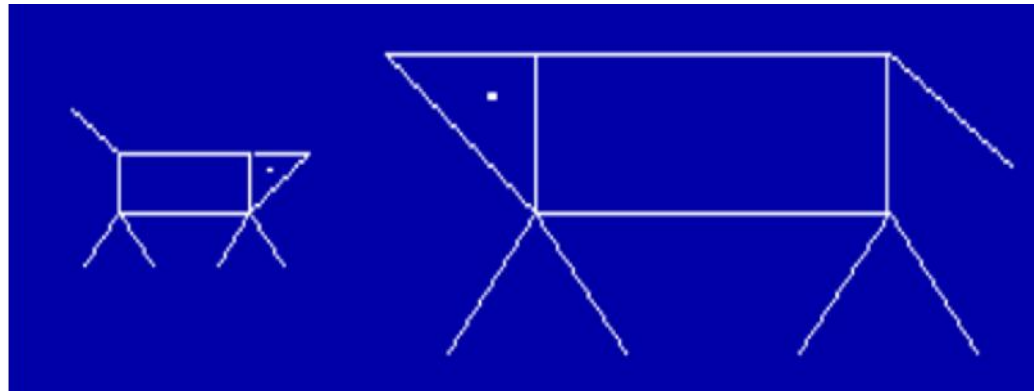
"Unanimity"

## The Picasso Construal



"Fear"

## The Picasso Construal



"Courage"



Thank you for your  
Attention!



## "Empirical Modelling" of Logo in Forth

```
(* Symbolic Differentiation of a Function in LOGO *)

TO Chain_rule :FCT
  OP ( LIST KL ( LIST KL ABL FIRST :FCT "0 LAST :FCT )
    ** KL ABL LAST :FCT )
END

TO Product_rule :FCT
  OP ( LIST FIRST :FCT ** ABL ( LAST :FCT )
    "+ ABL FIRST :FCT ** LAST :FCT )
END

TO Sum_rule :FCT
  OP ( LIST ABL FIRST :FCT "+ ABL LAST :FCT )
END

TO Power_rule :FCT
  MAKE "M LAST :FCT
  IF :M = 0 [ OP [0] ]
  MAKE "N ( LIST "ID "ex :M - 1 )
  OP ( LIST :M ** :N )
END

TO ELEM :FCT
  MAKE "F FIRST :FCT
  IF :F = "ID [OP "1]
  IF :F = "SIN [OP "COS ]
  IF :F = "COS [OP "-SIN]
  IF :F = "-SIN [OP "-COS]
  IF :F = "-COS [OP "SIN ]
  IF :F = "EXP [OP "EXP ]
  IF :F = "LN [OP ( LIST "ID "ex "-1 )
    OP "0 ]
END

TO ABL FCT ;
  IF NOT LISTP :FCT [MAKE "FCT KL :FCT]
  IF ( COUNT :FCT ) = 1 (OP ELEM :FCT STOP]
  IF ( COUNT :FCT ) = 2 (OP LIST "FCT "CORRECT? STOP]
  PR "BEGIN
  MAKE "Z FIRST BF :FCT
  IF :Z = "*" [OP PRODUKTREGEL :FCT]
  IF :Z = "+" [OP SUMMENREGEL :FCT]
  IF :Z = "o [OP KETTENREGEL :FCT]
  IF :Z = "ex [OP POTENZREGEL :FCT]
END

TO KL :A
  OP FPUT :A [ ]
END
```

```
(* Symbolic Differentiation of a Function in FLOKCC *)

GLO F LOK FCT LIS FKT

TO ABL FKT ; (* Start program *)
  CR MAKE FCT " FKT ; Abl FCT ;
END

TO Abl FCT ; (* Differentiation *)
  IF LISTP FCT =0 THEN ? 0 STOP ENDIF
  IF ( COUNT FCT ) = 1 THEN EXEC FCT STOP ENDIF
  IF ( COUNT FCT ) = 3 =0 THEN LP FCT ? BAD! STOP ENDIF
  "( EXEC ( ITEM 2 FCT ) )"
END

L> COS << ? -SIN >> L> SIN << ? COS >>
L> -SIN << ? -COS >> L> -COS << ? SIN >>
L> EXP << ? EXP >> L> X << ? 1 >>
L> LN << P" X ex -1" >>

TO o ; (* Chain rule *)
  "( Abl FIRST FCT ; ? o Op LAST FCT ; )"
  ? * Abl LAST FCT ;
END

TO * ; (* Product rule *)
  Op FIRST FCT ; ? * Abl LAST FCT ;
  ? + Abl FIRST FCT ; ? * Op LAST FCT ;
END

TO + ; (* Sum rule *)
  Abl FIRST FCT ; ? + Abl LAST FCT ;
END

TO ex ; (* Power rule *)
  MAKE F LAST FCT ;
  IF LISTP F THEN LP FCT ? BAD! STOP ENDIF
  IF F =0 THEN ? 0 STOP ENDIF
  PR F P" * ID ex " PR ( F - 1 )
END

TO Op F ; (* Output *)
  IF LISTP F THEN IF ( COUNT F ) > 1 THEN LP F STOP ENDIF
  ENDIF PR F
END
```



## "Empirical Modelling" of Logo in Forth

(\* Symbolic Differentiation of a Function in LOGO \*)

```

TO Chain_rule :FCT
  OP ( LIST KL ( LIST KL ABL FIRST :FCT "0 LAST :FCT )
    "* KL ABL LAST :FCT )
END

TO Product_rule :FCT
  OP ( LIST FIRST :FCT "* ABL ( LAST :FCT )
    "+ ABL FIRST :FCT "* LAST :FCT )
END

TO Sum_rule :FCT
  OP ( LIST ABL FIRST :FCT "+ ABL LAST :FCT )
END

TO Power_rule :FCT
  MAKE "M LAST :FCT
  IF :M = 0 [ OP [0] ]
  MAKE "N ( LIST "ID "ex :M - 1 )
  OP ( LIST :M "*" :N )
END

TO ELEM :FCT
  MAKE "F FIRST :FCT
  IF :F = "ID [OP "1]
  IF :F = "SIN [OP "COS ]
  IF :F = "COS [OP "-SIN]
  IF :F = "-SIN [OP "-COS]
  IF :F = "-COS [OP "SIN ]
  IF :F = "EXP [OP "EXP ]
  IF F = "LN [OP ( LIST "ID "ex "-1 )
    OP "0 ]
END

TO ABL FCT ;
  IF NOT LISTP :FCT [MAKE "FCT KL :FCT]
  IF ( COUNT :FCT ) = 1 (OP ELEM :FCT STOP]
  IF ( COUNT :FCT ) = 2 (OP LIST "FCT "CORRECT? STOP]
  PR "BEGIN
  MAKE "Z FIRST BF :FCT
  IF :Z = "*" [OP PRODUKTREGEL :FCT]
  IF :Z = "+" [OP SUMMENREGEL :FCT]
  IF :Z = "o [OP KETTENREGEL :FCT]
  IF :Z = "ex [OP POTENZREGEL :FCT]
END

TO KL :A
  OP FPUT :A [ ]
END

```

(\* Symbolic Differentiation of a Function in Floke \*)

```

GLO F LOK FCT LIS FKT
L> ID << ID >> L> EXP << EXP >> L> LN << LN >>
L> SIN << SIN >> L> COS << COS >> L> -SIN << -SIN >>
L> -COS << -COS >> L> o << >> L> ex << >>

TO Chain_rule ;
  P" ( " AbL FIRST FCT ; P" o " Op LAST FCT ; P" )
  P" * " AbL LAST FCT ;
END

TO Product_rule ;
  Op FIRST FCT ; P" * " AbL LAST FCT ;
  P" + " AbL FIRST FCT ; P" * " Op LAST FCT ;
END

TO Sum_rule ;
  AbL FIRST FCT ; P" + " AbL LAST FCT ;
END

TO Power_rule ; MAKE F LAST FCT ;
  IF LISTP F =0
    THEN IF F =0
      THEN P" 0 " STOP
      ELSE Op F ; P" * ID ex " Op F - 1 ;
    ENDF
  ELSE Op FCT ; P" BAD!" STOP
  ENDF
END

TO ELEM ;
  IF F = " ID THEN P" 1 " ENDF
  IF F = " SIN THEN P" COS " ENDF
  IF F = " COS THEN P" -SIN " ENDF
  IF F = " -SIN THEN P" -COS " ENDF
  IF F = " -COS THEN P" SIN " ENDF
  IF F = " EXP THEN P" EXP " ENDF
  IF F = " LN THEN P" ( ID ex -1 ) " ENDF
END

TO ABL FKT ; MAKE FCT " FKT ; CR AbL FCT ;
END

TO AbL FCT ;-
  IF LISTP FCT =0 THEN P" 0 " STOP ENDF
  IF ( COUNT FCT ) = 1
    THEN MAKE F FIRST FCT ; ELEM STOP
    ELSE IF ( COUNT FCT ) = 2
      THEN LP FCT P" BAD!" STOP
    ENDF
  ENDF
  MAKE F ITEM 2 FCT ;
  P" ( "
  IF F = " * THEN PRODUKTREGEL ELSE
  IF F = " + THEN SUMMENREGEL ELSE
  IF F = " o THEN KETTENREGEL ELSE
  IF F = " ex THEN POTENZREGEL
  ENDF ENDF ENDF ENDF P" ) "
END

TO Op F ;
  IF LISTP F THEN LP F ELSE PR F ENDF
END

```