

An Introduction to Shell Scripting

Paul Brown

SBIDER & Bioinformatics Research Technology Platform

p.e.brown@warwick.ac.uk

What is the shell?

- A command line user interface for Unix-like operating systems.
- Interactive and scripting modes

What is the Bash Shell?

- Bourne Again SHell, replacing the older Bourne shell in 1989
- Default shell on most Linux systems and MacOS
- Now available on Windows

<https://www.howtogeek.com/249966/how-to-install-and-use-the-linux-bash-shell-on-windows-10/>

When to use the shell

- As a wrapper for a workflow
- When doing lots of filesystem access
- When low level access to hardware is required

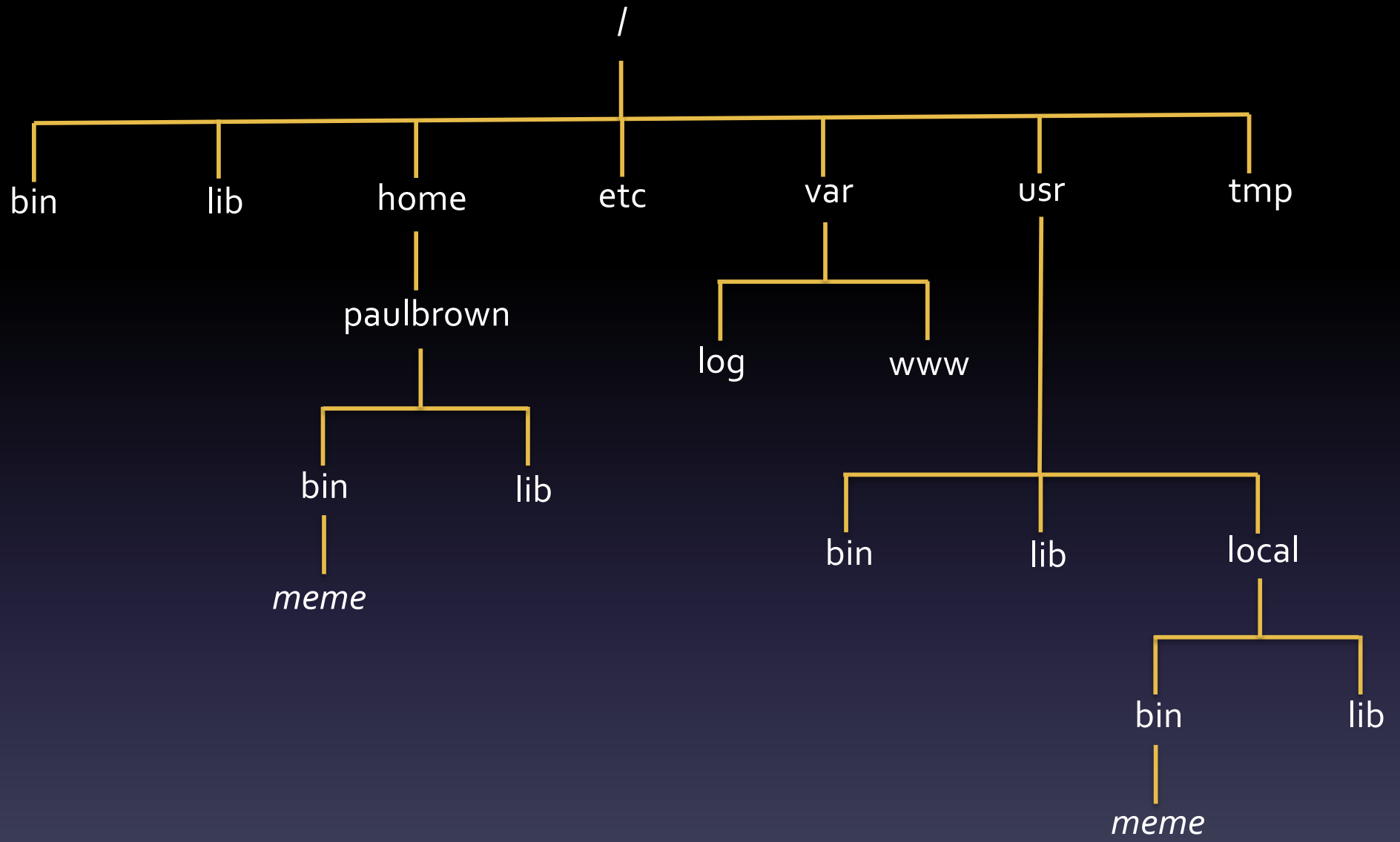
When not to use the shell

Shell scripting is of much less use when any of the following are required

- Complex calculations
- A graphical user interface
- Any kind of debugging beyond very basic

Starting up

- Often opened via the graphical desktop
- Startup files are read to provide user customisations, eg `.bash_profile`, `.bashrc`



Some useful commands

```
nero:~ paulbrown$ cd $HOME/bin
```

```
nero:~ paulbrown$ pwd
```

```
/home/paulbrown/bin
```

```
Nero:~ paulbrown$ cd ..
```

```
nero:~ paulbrown$ pwd
```

```
/home/paulbrown
```

```
nero:~ paulbrown$ ls -l
```

```
drwxr-xr-x   29 paulbrown  staff   928 30 Nov  2017 Android
```

```
drwx-----+  93 paulbrown  staff  2976  1 Nov 12:34 Documents
```

```
-rw-r--r--    1 paulbrown  staff    0 14 Jul  2015 mcmc.csv
```

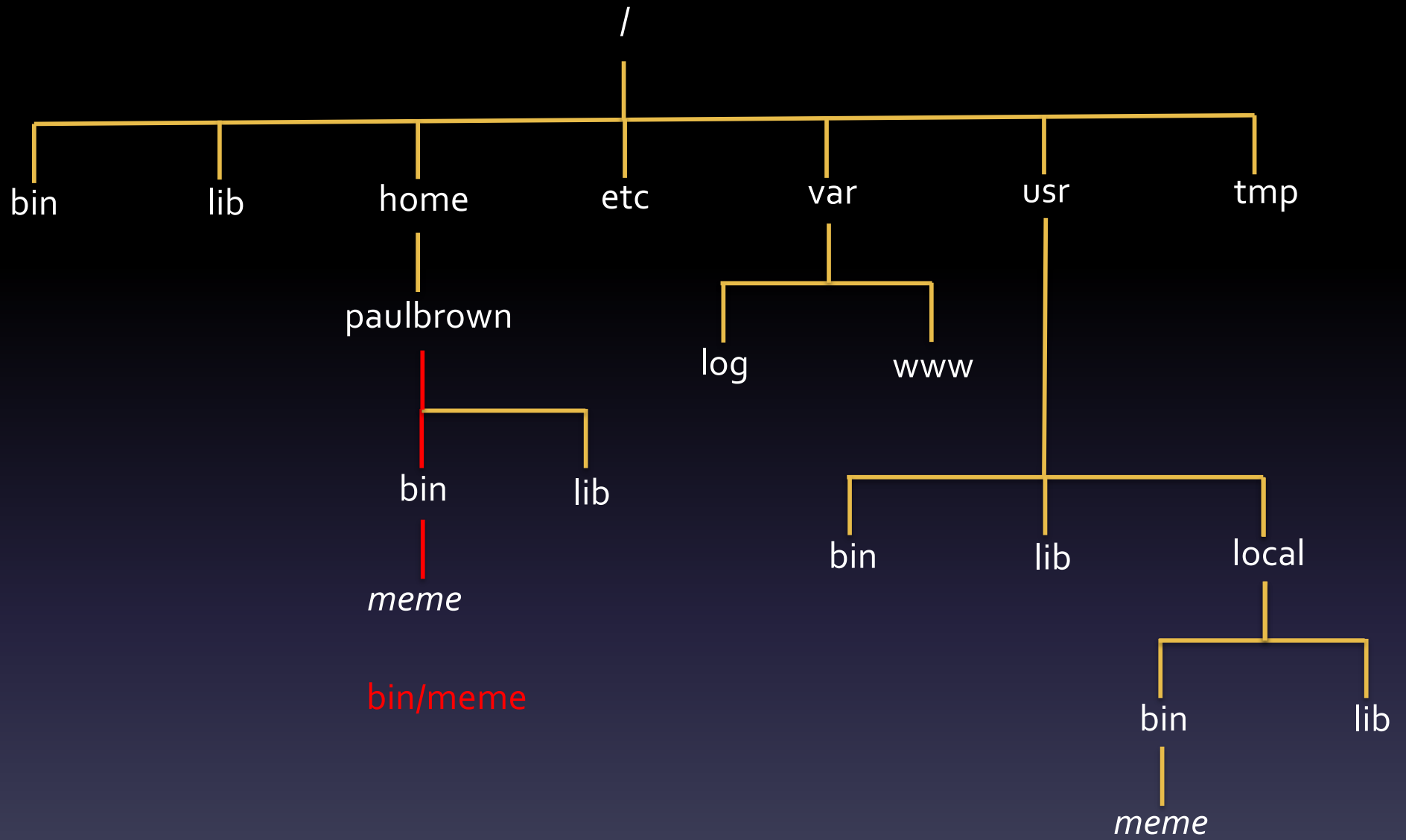
```
lrwxr-xr-x    1 paulbrown  staff   25 20 Sep  2016 meme ->
```

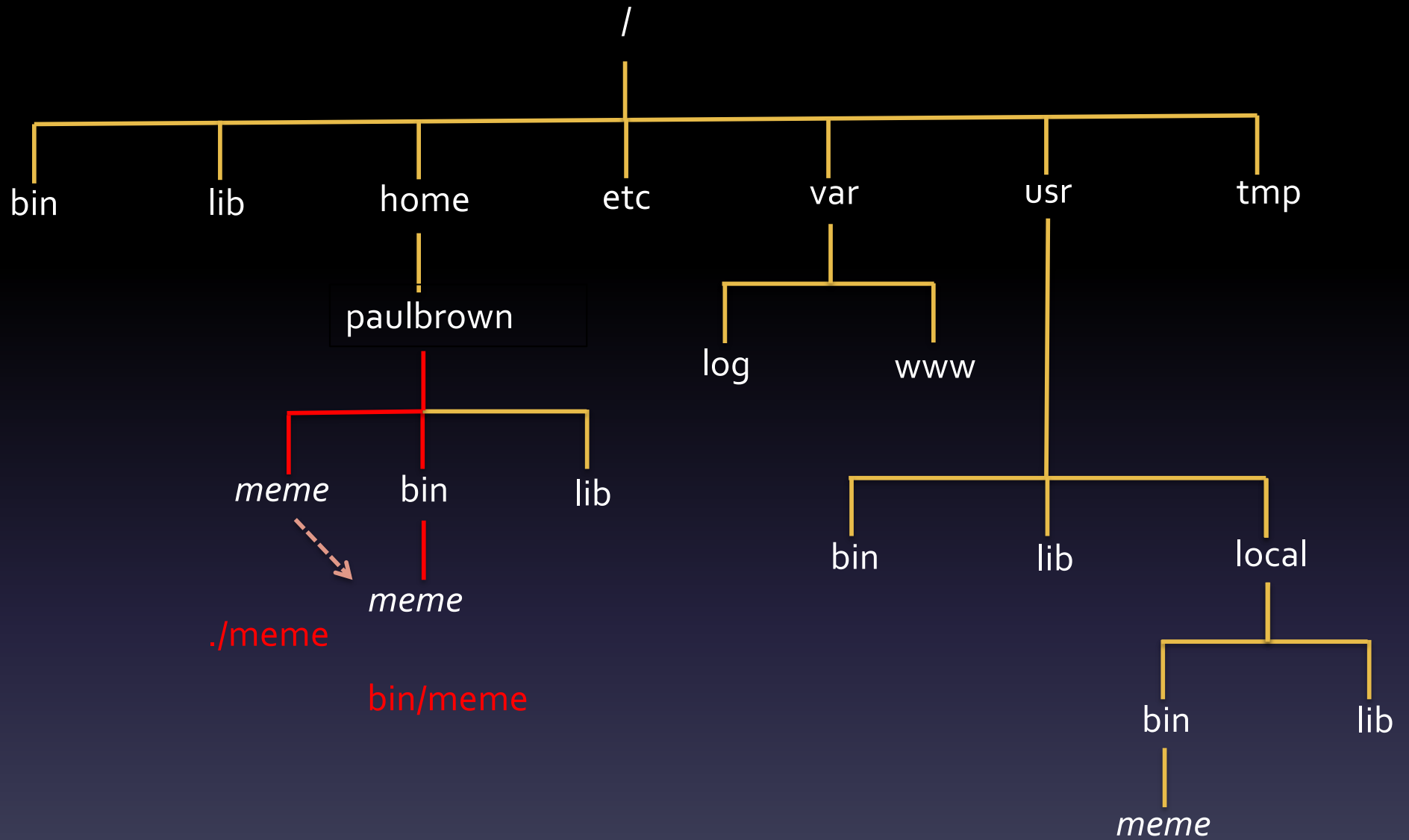
```
/home/paulbrown/bin/meme
```

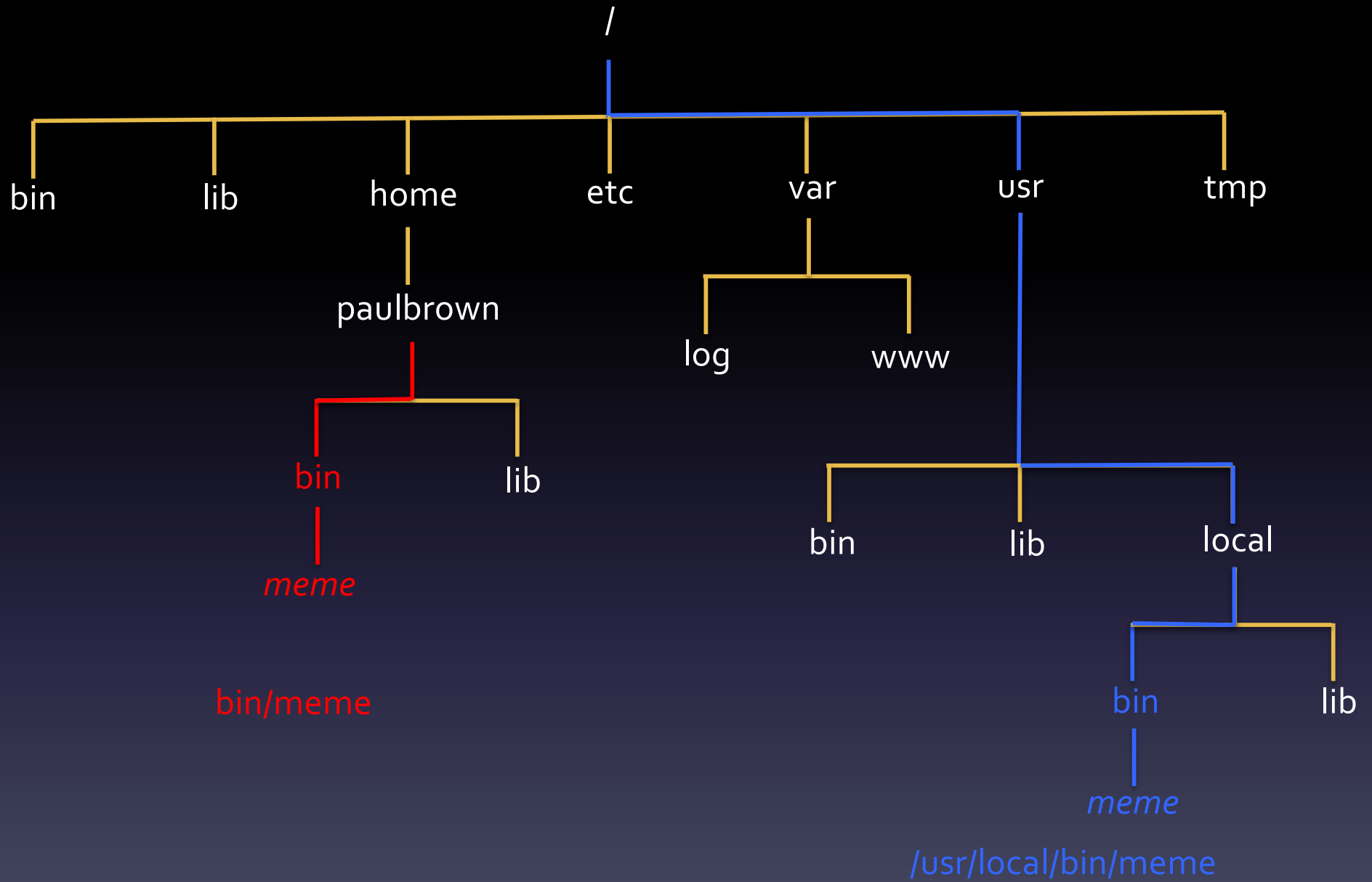
```
nero:~ paulbrown$ mv mcmc.csv mcmc_101121.csv
```

```
nero:~ paulbrown$ cp -r Android Android.backup
```

```
nero:~ paulbrown$ rm -r Android
```





bin/meme

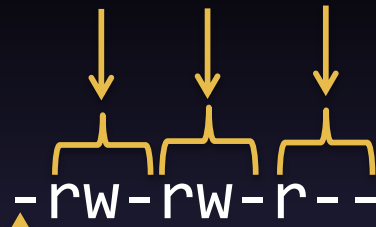
meme

/usr/local/bin/meme

Changing file and directory permissions

r – read, w – write, x - execute

Owner Group Other



-rw-rw-r-- . 1 admin admin 16 Jul 1 2021 TestData

File type

_ regular file

d directory

l symbolic link

	file	directory	value
read	Read contents	Display content with ls	4
write	Alter contents	Add/delete file/sub-folder	2
execute	Run as a program	cd into directory/access content with ls	1

Changing file and directory permissions

- Change these with `chmod`
- This command takes the `-R` parameter when operating on directory content

Changing file and directory permissions

- Permissions represented by a 3 digit octal number
- Common values include

777 rwxrwxrwx

755 rwxr-xr-x

700 rwx-----

644 rw-r--r--

600 rw-----

Changing file and directory permissions

- Permissions can be set individually as well

```
chmod [ugo][+-][rwx] filename
```

- Examples

```
chmod u+x script.sh
```

```
chmod go+rx bindir
```

```
chmod -R go+r bindir
```

Startup files

- `.bash_profile`, `.bashrc`
- Need to use `'ls -a'` to see these files
- Put customisations in `.bashrc` as this is run by `.bash_profile`
- Put them after the comment line to avoid being overwritten by system-wide files

Aliases

- Shortcuts to common commands
- A way of enforcing a specific way of running a command

```
alias matlab="matlab -nodesktop -nodisplay"
```

```
alias trimmomatic="java -jar /usr/local/bin/trimmomatic-0.39.jar"
```

Environment variables

- Variable can be set or appended to
- You can also create new variables
- Conventionally, always use block capitals
- Remember \$ when referring to existing value

Environment variables

- Use the export command

```
export PATH=$PATH:$HOME/bin
```

```
export PATH=$HOME/bin:$PATH
```

Environment Variables

```
Nero:~paulbrown$ echo $PATH
/bin:/usr/bin:/usr/sbin:/sbin:/usr/local/bin:~/bin
Nero:~paulbrown$ meme
-bash: meme: command not found
Nero:~paulbrown$ export
PATH=$PATH:/usr/local/meme/bin
Nero:~paulbrown$ echo $PATH
/bin:/usr/bin:/usr/sbin:/sbin:/usr/local/bin:~/bin:/usr/local/meme/bin
Nero:~paulbrown$ meme
USAGE:
    meme <dataset> [optional arguments]
```

More on variables

- There are no variable types
- VARNAME is a reference
- `${VARNAME}` is the value held there

```
Nero:~paulbrown$ echo PATH  
PATH
```

- Can have arrays
`fruits=$('Apple', 'Banana', 'Orange')`
`echo ${fruits[0]}`

Using quotation marks

- Important to know the difference between single and double quotes
- Expressions are evaluated inside "...", but not inside `...`

```
paul-browns-macbook:~ paulbrown$ NAME="Paul"  
paul-browns-macbook:~ paulbrown$ echo "Hello $NAME"  
Hello Paul  
paul-browns-macbook:~ paulbrown$ echo 'Hello $NAME'  
Hello $NAME
```

Working with files and directories

- Many useful commands
- Use `cat` to quickly view the contents of small files
- Use `less` to scroll through a larger file
 - N option to display line numbers
- Use `head/tail` to display the start/end of a file
 - n option specifies the number of lines

Searching files and directories using grep

grep stands for Global Regular Expression Print

Can be used to

- Test for the presence/absence of a word or pattern
- Names of files containing a word or pattern

Searching files and directories using grep

Useful options are

- -i ignore case
- -v invert (print non-matching lines)
- -c display only count of lines that match
- -A *number* and -B *number* Print number of lines before and after matching line
- -r recursively search all files in a directory
- -l display names of files with a match

Searching files and directories using grep

- The simplest use is to print matching lines within a file

```
grep -B 2 -A 2 'paulbrown' /var/log/secure
```

- Or find files that contain a match

```
grep -r -l "paulbrown" /var/log
```

Writing files

- A number of interactive text editors, eg vi, nano
- Also use re-direction `>`, `>>`
- `echo "some content" >> script.sh`

```
html>
<head>
<title>warwick systems Biology Centre</title>
</head>
<body>

<p>welcome to our software downloads page. The following packages are currently
available</p>

<p>&nbsp;</p>
<h4>Network Interference Analysis and Correction software (Ying wang, Miriam L. Gifford & Nigela$
<p>An implementation of the method described in our paper "Regulator interference causes link under$
submitted to <i>Bioinformatics</i>. This method defines causal networks corrected for the problem of$
interference between dynamically similar regulators within the context of a sparse linear auto-regr$
model. Test data is provided within the NIACS software package.
Please see the file NIACS_Documentation.pdf contained within the package for details on how to run $
<p><i>Requirements:</i> <a href = "http://www.r-project.org" target="_blank">The R programming lang$

<p>
    <input type="button" value="Download" onclick = "window.location='http://wsbc.warwick.ac.uk$
</p>

<p>&nbsp;</p>
<h4>SASSy (Sensitivity Analysis Software for Systems; Mirela Domijan, Paul
Brown, Boris Shulgin & David Rand)</h4>
<p>This is a GUI based Matlab toolbox for performing principal components
analysis of ODE models of gene networks. </p>
<p><i>Requirements:</i> <a href="http://www.mathworks.co.uk/">Matlab</a> R2008a or
later, plus Symbolic Math Toolbox</p>
<p>
    <input type="button" value="Download" onclick="window.location='http://wsbc.warwick.ac.uk/softwar$

<p><a href="Using_the_Theory_GUIs_Ver_6.pdf">Updated Instruction Manual</a></p>

<p>&nbsp;</p>
<h4>Bayesian Hierarchical Clustering for R (Richard S savage, Katherine Heller, Yang Xu, Zoubin Gha$

AG Get Help      AO writeOut     AR Read File    AY Prev Page    AK Cut Text     AC Cur Pos
AX Exit          AJ Justify      AW where Is    AV Next Page    AU UnCut Text  AT To Spell
```

Redirection

- Input to and output from command can be re-directed away from stdin and stdout
- Re-direct output to file

```
ls -l > dircontent.txt
```

Re-direct input from file

```
sort -k5 -n < dircontent.txt
```

Redirection

Pipes are used to chain commands together so the output of one becomes the input of the next

```
ls -l | sort -k5 -n
```

```
tail -n 1000 logfile.log | sort | more
```

Command substitution

- This allows the output of a command to be captured and used piped back to be used as an argument for something else, or to be captured in a variable
- Preferred way is to use `$(...)`

```
rm -f $(find . -name "*.txt")
```

Arithmetic expansion

Use command substitution

```
paul-browns-macbook:~ paulbrown$ echo 2+3  
2+3
```

```
paul-browns-macbook:~ paulbrown$ echo $(2+3)  
-bash: 2+3: command not found
```

```
paul-browns-macbook:~ paulbrown$ echo $((2+3))  
5
```

```
paul-browns-macbook:~ paulbrown$ a=$((2+3))  
paul-browns-macbook:~ paulbrown$ echo $a  
5
```


Arithmetic expansion

Bash handles only integer types

```
paul-browns-macbook:~ paulbrown$ echo $((4/3))  
1
```

Use 'bc' to perform calculations with floating point types

```
paul-browns-macbook:~ paulbrown$ echo 'scale=3;4/3' | bc  
1.333
```

Remote Shells

- rsh (remote shell). Do not use, insecure
- ssh (secure shell, port 22)

```
paul-browns-macbook:~ paulbrown$ ssh nero.wsbc.warwick.ac.uk
paulbrown@nero.wsbc.warwick.ac.uk's password:
Last login: Mon Nov  4 23:10:34 2019 from 95.149.133.253
-sh-4.1$ hostname
nero.wsbc.warwick.ac.uk
```

- Also sftp and scp

```
scp -r /local/stuff paulbrown@nero.wsbc.warwick.ac.uk:$HOME
```

Shell scripting

- Conventionally, files have .sh extension
- Remember to set execute permission
- Script begins with

```
#!/bin/bash
```

Input arguments

- Referred to as \$1, \$2 etc..
- \$# is the number of inputs
- Same applies to functions
- Use read to request user input

Conditionals

- Surround an expression with `[[...]]`
- String operators : `-z`, `-n`, `==`, `!=`, `<`, `>`, `=~`
- Numerical operators: `-eq`, `-ne`, `-lt`, `-le`, `-gt`, `-ge`
- File operators: `-e`, `-f`, `-d`, `-r`, `-w`, `-x`

Conditionals

```
#!/bin/bash
```

```
if [[ $# -lt 3 ]] ; then
    echo "Not enough input arguments"
    exit 0
elif [[ $# -gt 5 ]] ; then
    echo "Too many input arguments"
    exit 0
else
    echo "OK"
fi
```

Conditionals

- Can be chained together using logical operators `&&`, `||`

```
#!/bin/bash
```

```
if [[ $# -lt 3 ]] || [[ $# -gt 5 ]]; then
    echo "Wrong number of input arguments"
    exit 0
else
    echo "OK"
fi
```

- These operators allow conditional execution

```
mkdir newdir || echo "Cannot create directory"
mkdir newdir && touch newdir/newfile
```

While Loops

```
while read line; do
    fields=(${line}) #expand to
array
    ...
done < infile
```

break and continue can be used within the loop body

For loops

A for loop iterates a series of words in a string

```
for i in $(ls); do
    echo $i
done
```

A C-style for loop can be created using arithmetic expressions

```
for ((i = 0; i < 100; i++)); do
    echo $i
done
```

Range expression

```
for i in {1..10}; do
    echo $i
done
```

Note: range includes final value

Functions

```
myFunc() {  
    local localVar="Hello "$1;  
    echo localVar;  
}
```

```
myFunc "Paul"
```

Return values can be captured by command substitution

Text Processing

- Bash as a comprehensive set of time-saving text processing functions.
- Be aware of these before attempting to write your own

sort

- Sorts lines of a file
- Alphabetic or numeric sort
- Can sort on columns eg csv files
- Can randomise rows as well

```
sort -n -k2 data.txt -o data.txt
```

uniq

- Remove duplicates in a list
- Use after sort as it compares only adjacent values

```
sort list.txt | uniq > unique_list.txt
```

comm

- Compare 2 files and print lines unique to each and common to both, in 3 columns
- Can suppress any of these outputs with -1, -2, -3

```
comm -12 file1 file2
```

tr

- Translates or deletes characters

```
tr a-z A-Z < lowercase.txt > upper_case.txt
```

```
tr -d _ <input.txt
```

cut

- Removes section from each line of a file with well defined columns
- Default delimiter is TAB, but can be changed

```
cat data.txt | cut -f1,5
```


paste

- Merges lines of files into columns with the specified delimiter

```
paste -d, names.txt values.txt > scores.csv
```

Getting help

- man pages for most commands
- Huge amount on online resources, eg a good cheat sheet at <https://devhints.io/bash>