

Seeking new fundamental phenomena in rare beauty decays

Harry Cliff

Cavendish Laboratory, University of Cambridge


Elementary Particle Physics Seminar, University of Warwick

Thursday 23rd June 2022




UNIVERSITY OF
CAMBRIDGE

The Standard Model



J.J. Thomson, 7th August 1897



Cathode ray tube ~30cm long

| |
|-----------|
| 0.511 MeV |
| -1 |
| e |
| 1/2 |
| electron |

Mass = 0.5 MeV



ATLAS and CMS, 4th July 2012



LHC ~ 3 million cm long

| |
|-------------|
| 125.7 GeV |
| 0 |
| H |
| 0 |
| Higgs boson |

Mass = 125 GeV

The Standard Model



Quantum Field Theory with $U(1) \times SU(2) \times SU(3)$ gauge symmetry:

- Three vector forces (EM, Weak, Strong)
- Six quarks
- Six leptons
- Mass generated by spontaneous symmetry breaking leaving one scalar Higgs boson

Stupendously successful!

| | | | |
|--|--|--|---|
| 2.3 MeV +2/3 1/2 u up quark | 1.275 GeV +2/3 1/2 c charm quark | 173.21 GeV +2/3 1/2 t top quark | 0 0 1 g gluons |
| 4.8 MeV -1/3 1/2 d down quark | 95 MeV -1/3 1/2 s strange quark | 4.18 GeV -1/3 1/2 b bottom quark | 0 0 1 γ photon |
| < 2 eV 0 1/2 ν_e electron neutrino | < 0.17 MeV 0 1/2 ν_μ muon neutrino | < 18.2 MeV 0 1/2 ν_τ tau neutrino | 80.39 GeV ± 1 1 W W bosons |
| 0.511 MeV -1 1/2 e electron | 105.7 MeV -1 1/2 μ muon | 1776.8 MeV -1 1/2 τ tau | 91.19 GeV 0 1 Z Z boson |
| | | | 125.7 GeV 0 0 H Higgs boson |

Anomalous magnetic dipole moment of electron

Theory: $11596521807.3 \pm 2.8 \times 10^{-13}$

Experiment: $11596521817.8 \pm 7.6 \times 10^{-13}$

Beyond the Standard Model



Observational challenges:



Open questions:

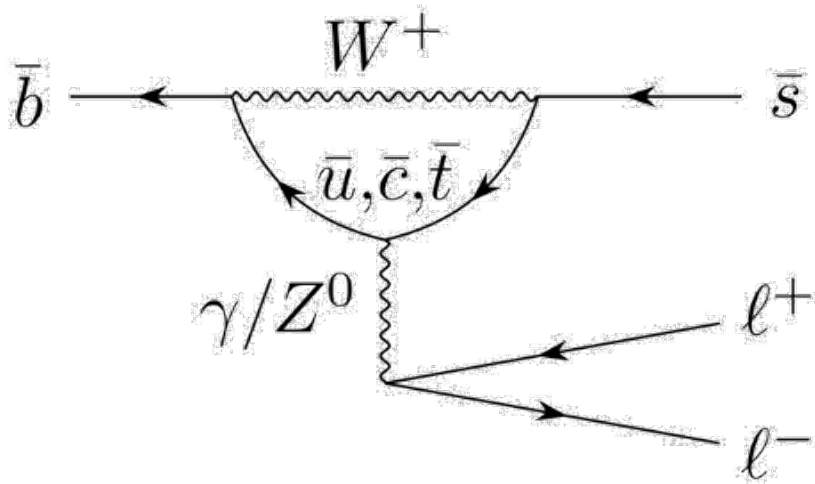
- Fine-tuning of the Higgs field (Hierarchy Problem)
- Origin of neutrino masses
- Flavour structure of the SM (why three generations, six quarks, six leptons?)
- Why $U(1) \times SU(2) \times SU(3)$?
- Unification of strong and electroweak forces?
- Gravity???

Matter-antimatter asymmetry

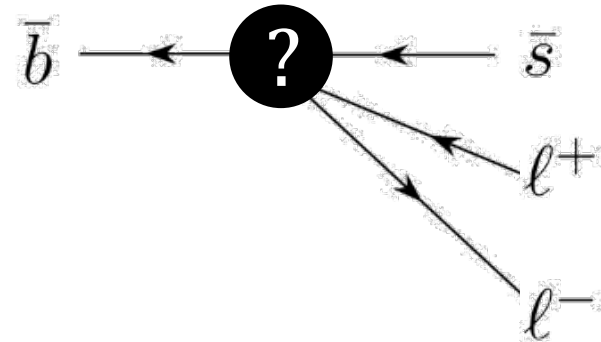
Why rare beauty decays?



Standard Model



New Physics



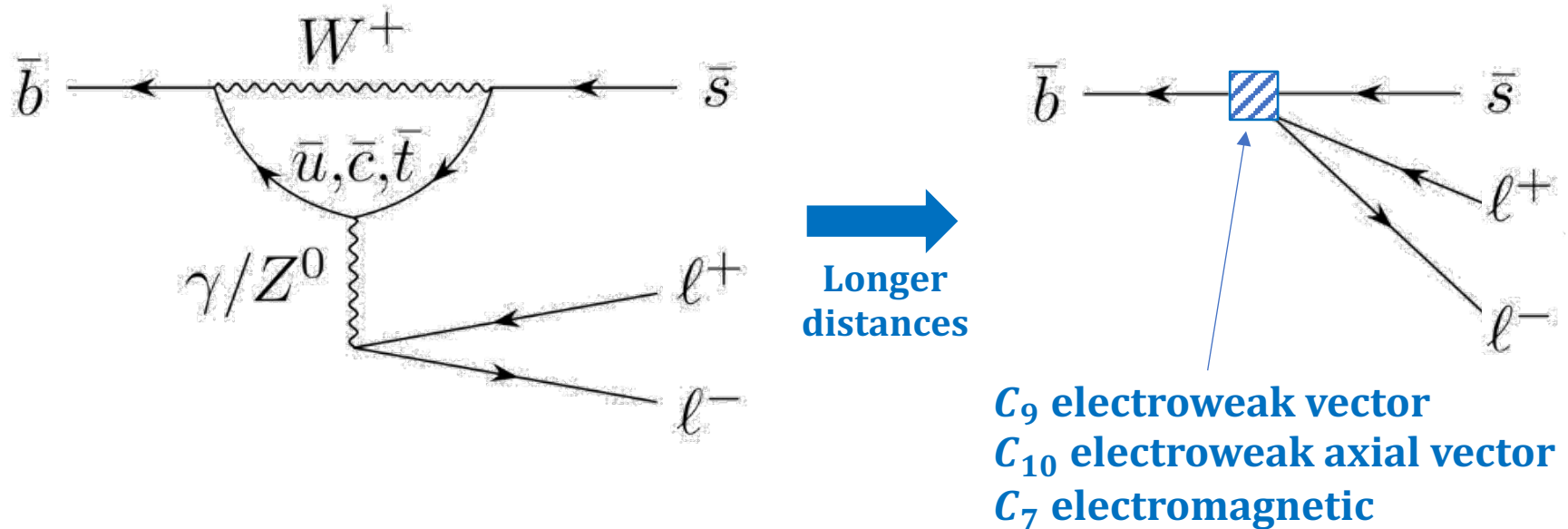
- $b \rightarrow s \ell^+ \ell^-$ transitions, are **flavour-changing neutral current (FCNC)** processes \rightarrow forbidden at tree level in the Standard Model (SM)
- suppressed in SM (branching fractions $\mathcal{O}(10^{-10})$ – $\mathcal{O}(10^{-6})$) and hence sensitive to **New Physics** (NP)
- particles associated with NP quantum fields can have masses above reach of direct searches at LHC

Effective Field Theory



Such transitions can be described using an **Effective Field Theory**

- zoom out to b quark scale ~ 4.8 GeV
- integrate out short distance (high energy) interactions
- short distance interactions parametrised using **Wilson Coefficients**

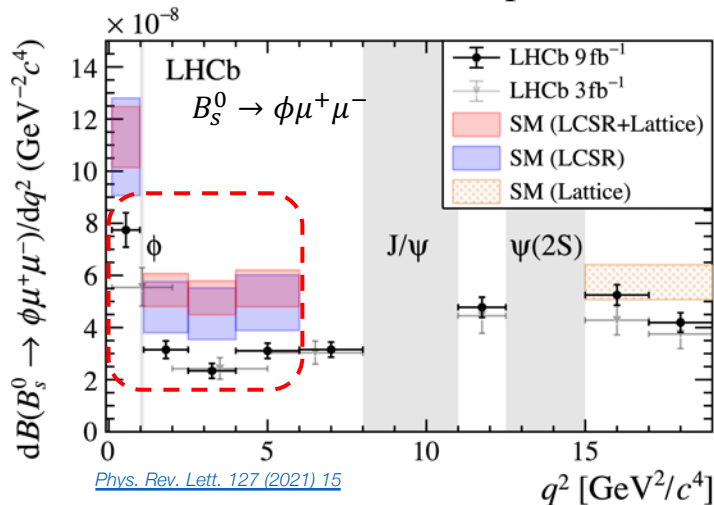
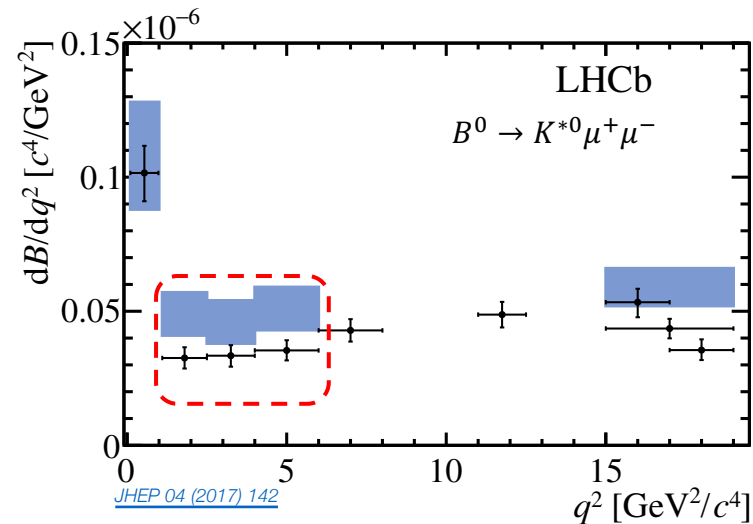
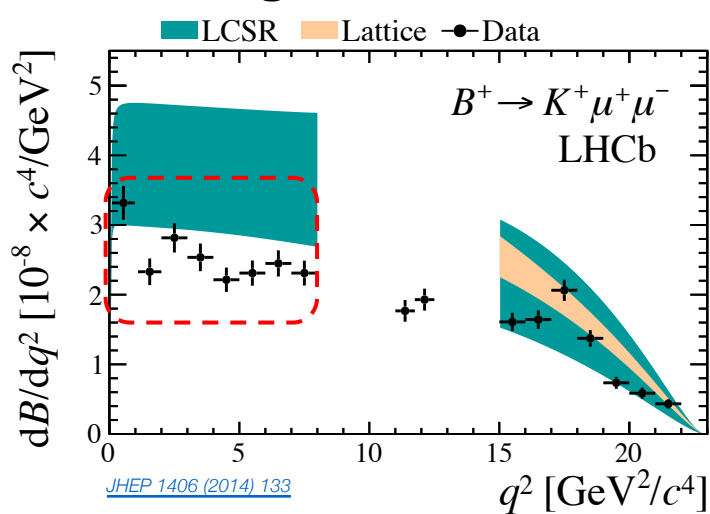


Flavour Anomalies



Several **anomalies** in $b \rightarrow s \ell^+ \ell^-$ decays emerged over the past decade:

➤ Branching fractions of $b \rightarrow s \mu^+ \mu^-$ decays



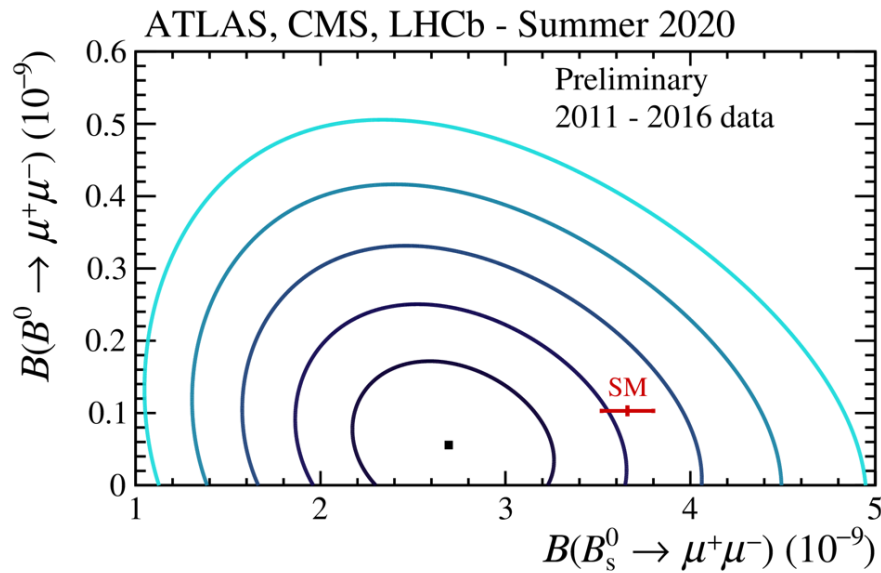
- Multiple measurements are below SM predictions at low dilepton mass squared (q^2)
- SM predictions suffer from large hadronic uncertainties

Flavour Anomalies

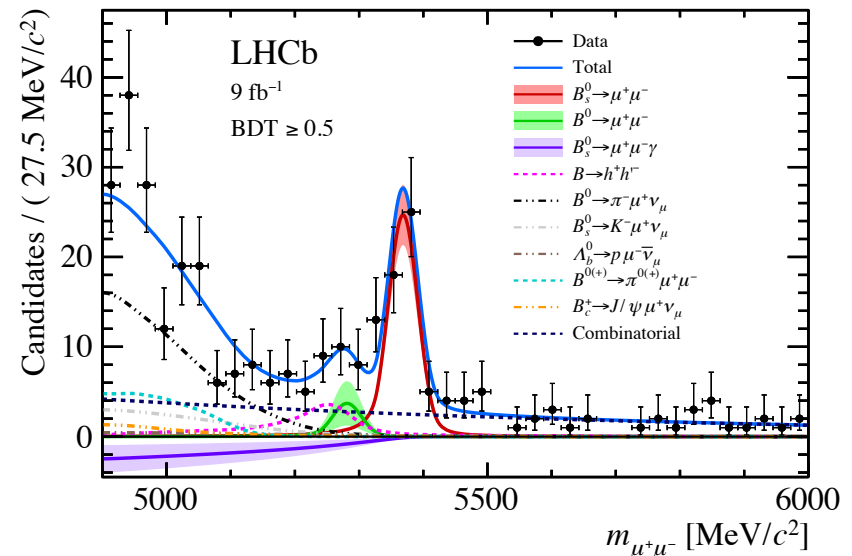


Several **anomalies** in $b \rightarrow s \ell^+ \ell^-$ decays emerged over the past decade:

➤ **Branching fraction of $B_{(s)}^0 \rightarrow \mu^+ \mu^-$ decays**



[ATLAS-CONF-2020-049](#)



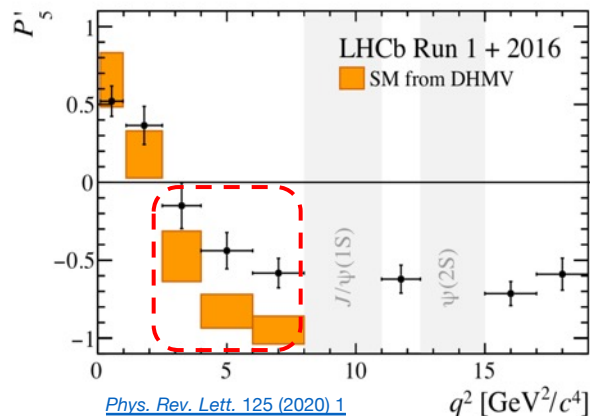
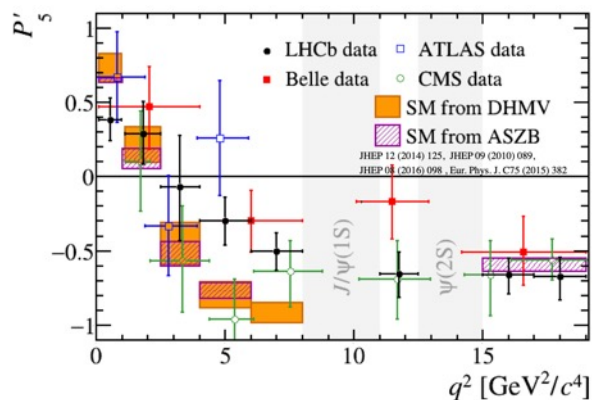
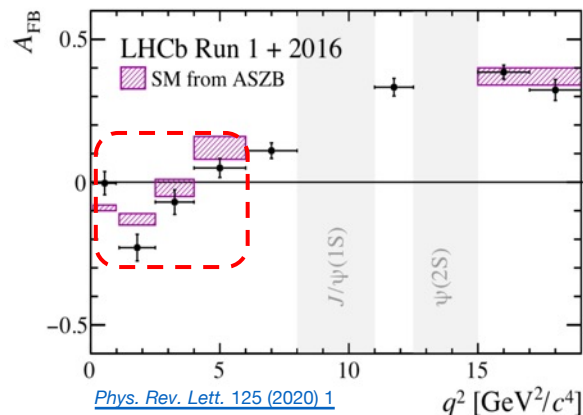
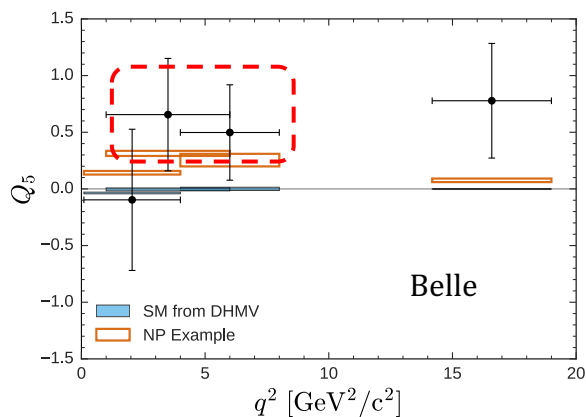
[arXiv:2108.09284](#)

Flavour Anomalies



Several **anomalies** in $b \rightarrow s \ell^+ \ell^-$ decays emerged over the past decade:

➤ **Angular analyses:** $B^0 \rightarrow K^{*0} \mu^+ \mu^-$



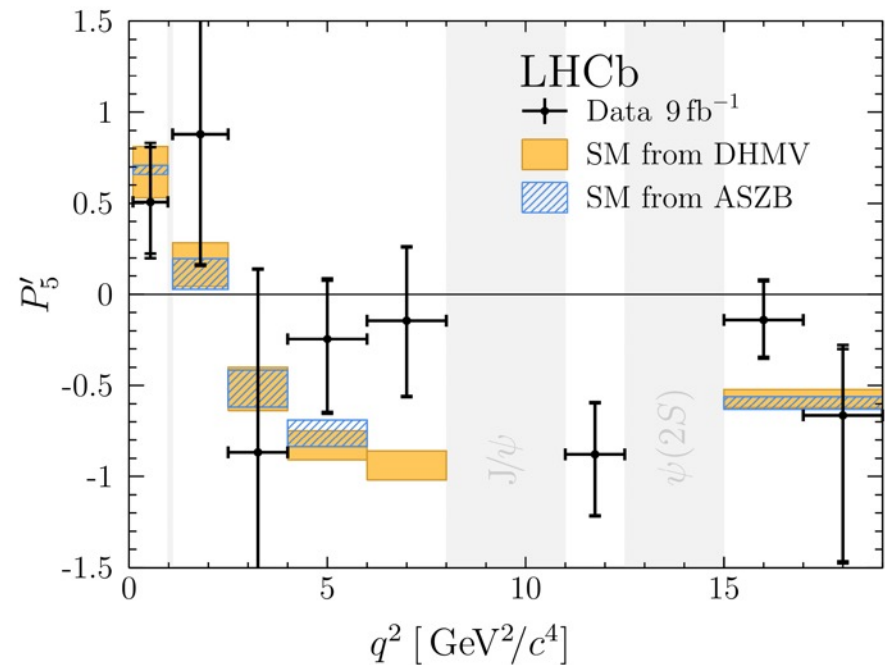
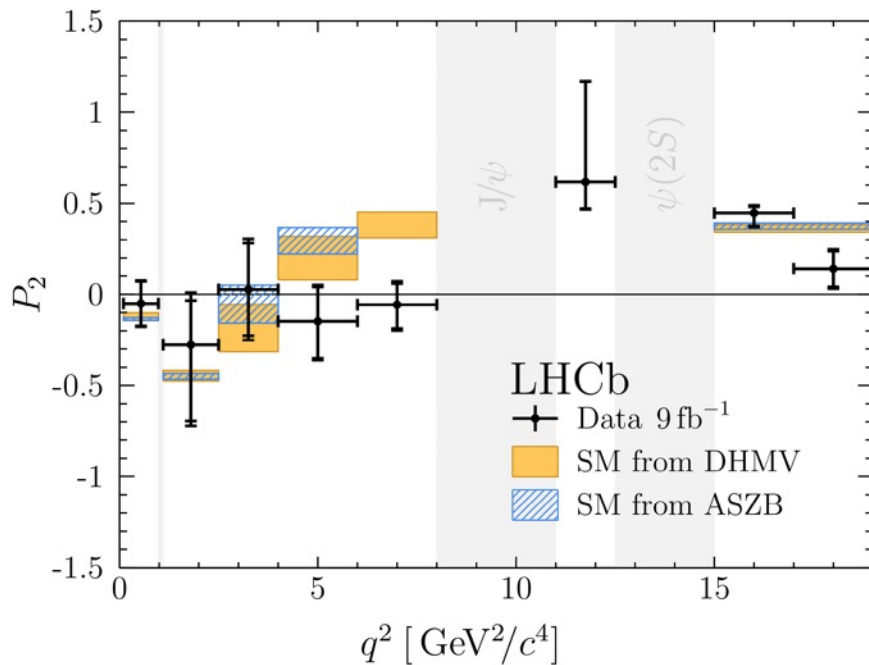
- Large number of observables offering complementary information on NP
- SM uncertainties smaller than for BFs
- Combined tension between latest LHCb analysis and SM at **3.3 sigma** when floating $Re(C_9)$
- Extent of hadronic contributions still matter of debate

Flavour Anomalies



Several **anomalies** in $b \rightarrow s \ell^+ \ell^-$ decays emerged over the past decade:

➤ **Angular analyses:** $B^+ \rightarrow K^{*+} \mu^+ \mu^-$



○ Combined tension with SM at **3.1 sigma** when floating $Re(C_9)$

Flavour Anomalies



Several **anomalies** in $b \rightarrow s \ell^+ \ell^-$ decays emerged over the past decade:

➤ Tests of lepton universality

In the SM couplings of gauge fields to the three charged leptons (e, μ, τ) are identical
→ known as **Lepton Universality**

Ratios of the form:

$$R_H = \frac{\int_{q_{min}^2}^{q_{max}^2} \frac{d\mathcal{B}(B \rightarrow H\mu^+\mu^-)}{dq^2} dq^2}{\int_{q_{min}^2}^{q_{max}^2} \frac{d\mathcal{B}(B \rightarrow He^+e^-)}{dq^2} dq^2} \cong 1$$

in the SM, except for small corrections due to different lepton masses.

- Hadronic uncertainties (which affect BF's and angular observables) cancel in ratio down to $\mathcal{O}(10^{-4})$ [[JHEP 07 \(2007\) 040](#)]
- QED corrections up to $\mathcal{O}(10^{-2})$ [[EPJ C76 \(2016\) 8, 440](#)], [[JHEP 12 \(2020\) 104](#)]

Significant deviation from unity unambiguous evidence of New Physics

Flavour Anomalies



Several **anomalies** in $b \rightarrow s \ell^+ \ell^-$ decays emerged over the past decade:

➤ Tests of lepton universality

$$\underline{B^0 \rightarrow K^{*0} \ell^+ \ell^-} \quad (3 \text{ fb}^{-1})$$

$$R_{K^{*0}} = 0.66_{-0.07}^{+0.11}(\text{stat}) \pm 0.03(\text{syst})$$

$$[0.045 < q^2/\text{GeV}^2 < 1.1]$$

$$R_{K^{*0}} = 0.69_{-0.07}^{+0.11}(\text{stat}) \pm 0.05(\text{syst})$$

$$[1.1 < q^2/\text{GeV}^2 < 6.0]$$

2.2–2.5 σ deviation from SM in each bin. [\[JHEP 08 \(2017\) 55\]](#)

$$\underline{\Lambda_b \rightarrow p K^- \ell^+ \ell^-} \quad (5 \text{ fb}^{-1})$$

$$R_{pK^-} = 0.86_{-0.11}^{+0.14}(\text{stat}) \pm 0.05(\text{syst})$$

Agrees with SM at 1 σ . [\[JHEP 05 \(2020\) 40\]](#)

$$\underline{B^+ \rightarrow K^+ \ell^+ \ell^-} \quad (9 \text{ fb}^{-1})$$

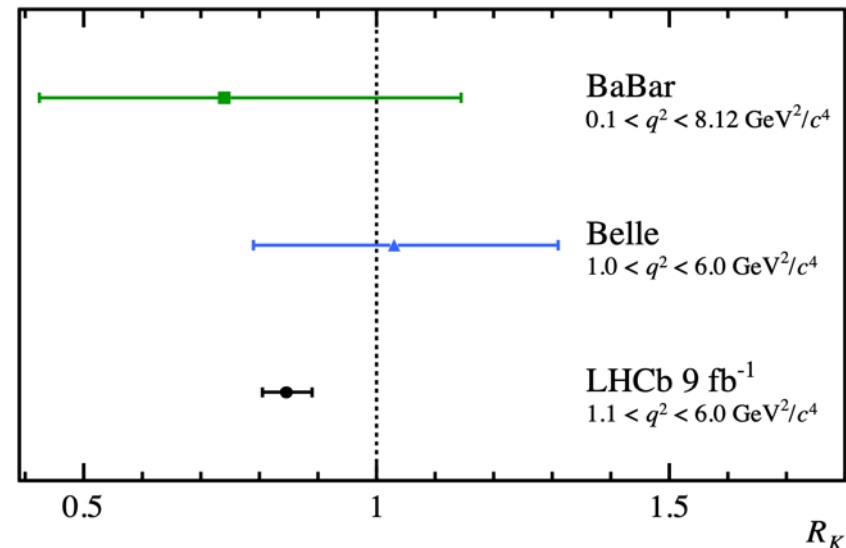
$$R_{K^+} = 0.846_{-0.039}^{+0.042}(\text{stat})_{-0.012}^{+0.013}(\text{syst})$$

3.1 σ deviation from SM.

[\[Nature Physics 18, \(2022\) 277-282\]](#)

[BaBar: Phys. Rev. D86 \(2012\) 032012](#)

[Belle: JHEP 03 \(2021\) 105](#)



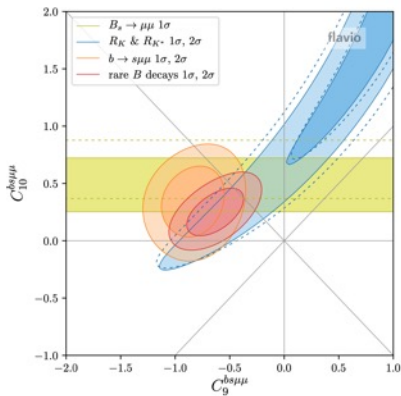
Global Fits



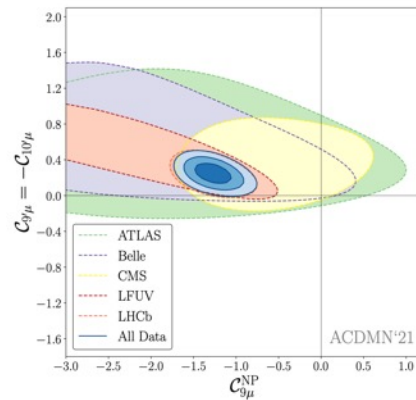
➤ Combination of all $b \rightarrow s\ell^+\ell^-$ measurements (and $B_s^0 \rightarrow \mu^+\mu^-$) through fit for Wilson Coefficients

➤ Anomalies can be explained **coherently** by:

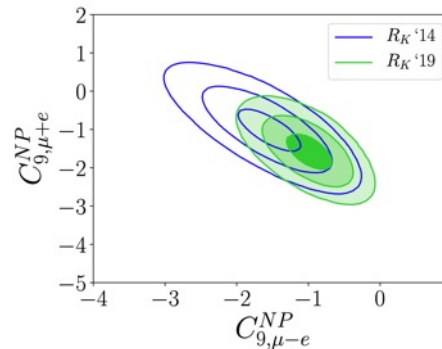
- new vector coupling $C_9^{bs\mu\mu}$
- new vector-axial vector coupling with $C_9^{bs\mu\mu} = -C_{10}^{bs\mu\mu}$



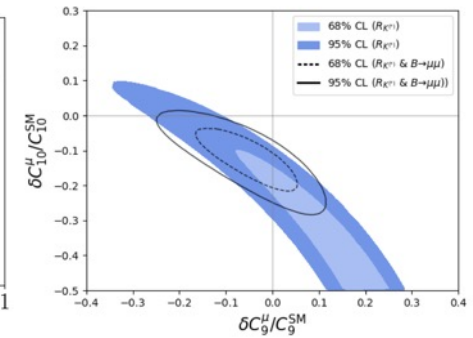
[Altmannshofer & Stangl. arxiv:2103.13370](https://arxiv.org/abs/2103.13370)



[Algueró et al. arXiv:2104.08921](https://arxiv.org/abs/2104.08921)



[Cuichini et al. EPJ C79 \(2019\) 719](https://arxiv.org/abs/1907.07245)



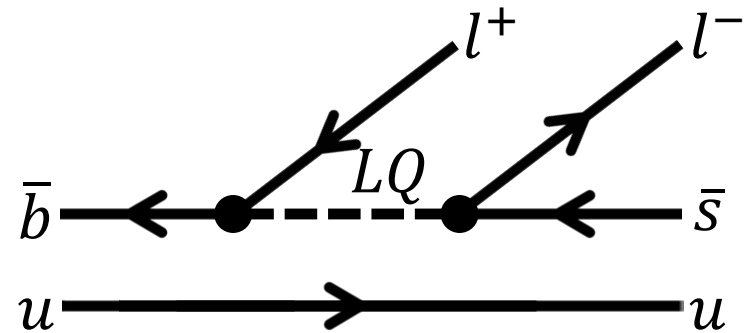
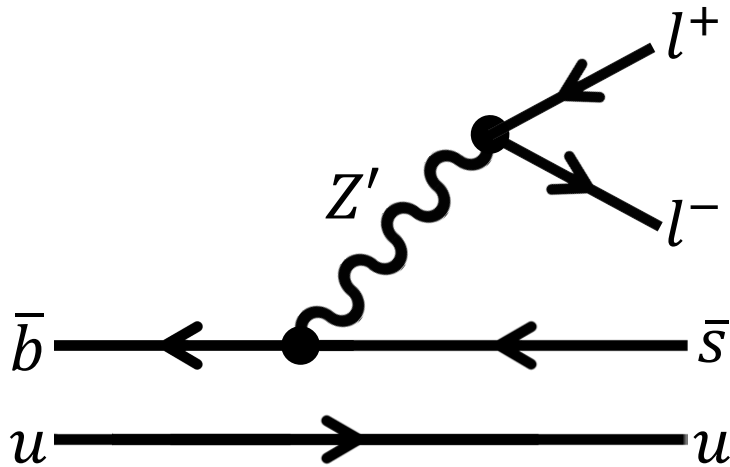
[Hurth et al. arXiv:2104.10058](https://arxiv.org/abs/2104.10058)

Note: other global fits are available

New Physics?



Possible coherent explanation involving tree-level new physics competing with SM loop and box diagrams.



May be probing Z' or leptoquarks at high mass scales, potentially within reach of direct production at LHC.

➤ **Further measurements are required to clarify situation**



Today:

- 1. Tests of lepton universality** in $B^0 \rightarrow K_S^0 \ell^+ \ell^-$ and $B^0 \rightarrow K_S^0 \ell^+ \ell^-$ decays
- 2. Search** for $B_{(s)}^0 \rightarrow \mu^+ \mu^- \mu^+ \mu^-$ decays

New Tests of Lepton Universality



Tests of lepton universality using 2011-2012 and 2016-2018 dataset

$$B^0 \rightarrow K_S^0 \ell^+ \ell^- \quad (9 \text{ fb}^{-1})$$

$$R_{K_S^0} = \frac{\int_{1.1 \text{ GeV}^2}^{6.0 \text{ GeV}^2} \frac{d\mathcal{B}(B^0 \rightarrow K_S^0 \mu^+ \mu^-)}{dq^2} dq^2}{\int_{1.1 \text{ GeV}^2}^{6.0 \text{ GeV}^2} \frac{d\mathcal{B}(B^0 \rightarrow K_S^0 e^+ e^-)}{dq^2} dq^2}$$

$$B^+ \rightarrow K^{*+} \ell^+ \ell^- \quad (9 \text{ fb}^{-1})$$

$$R_{K^{*+}} = \frac{\int_{0.045 \text{ GeV}^2}^{6.0 \text{ GeV}^2} \frac{d\mathcal{B}(B^+ \rightarrow K^{*+} \mu^+ \mu^-)}{dq^2} dq^2}{\int_{0.045 \text{ GeV}^2}^{6.0 \text{ GeV}^2} \frac{d\mathcal{B}(B^+ \rightarrow K^{*+} e^+ e^-)}{dq^2} dq^2}$$

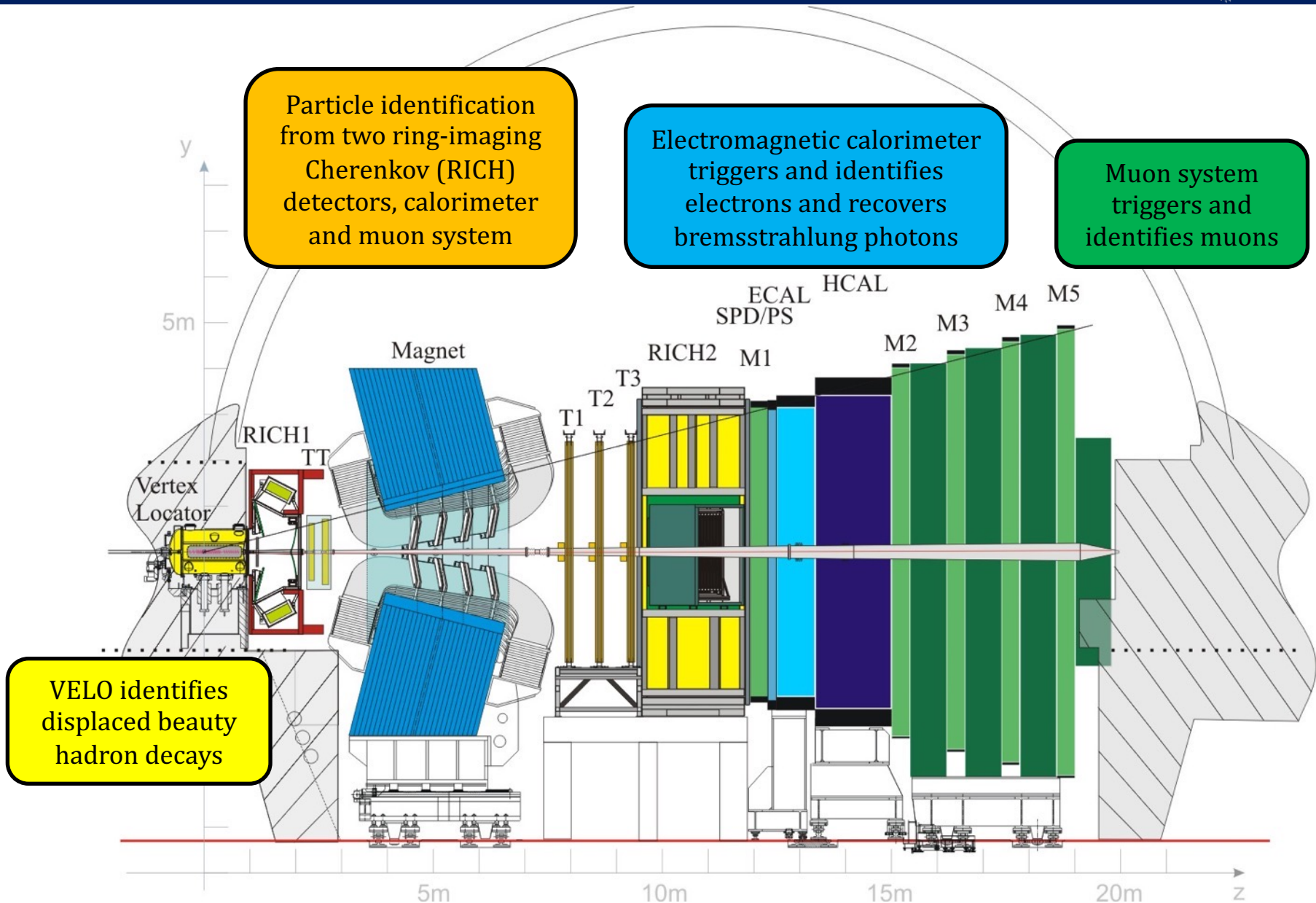
Final states

$$K_S^0 \rightarrow \pi^+ \pi^-$$

$$K^{*+} \rightarrow K_S^0 \pi^+$$

- **Isospin partners** of $B^+ \rightarrow K^+ \ell^+ \ell^-$ and $B^0 \rightarrow K^{*0} \ell^+ \ell^-$: expect same NP contributions
- **More difficult to reconstruct** due to long-lived K_S^0 in final state
- **First measurements at LHC** – previously measured by Belle with statistical uncertainties $\sim 50\%$

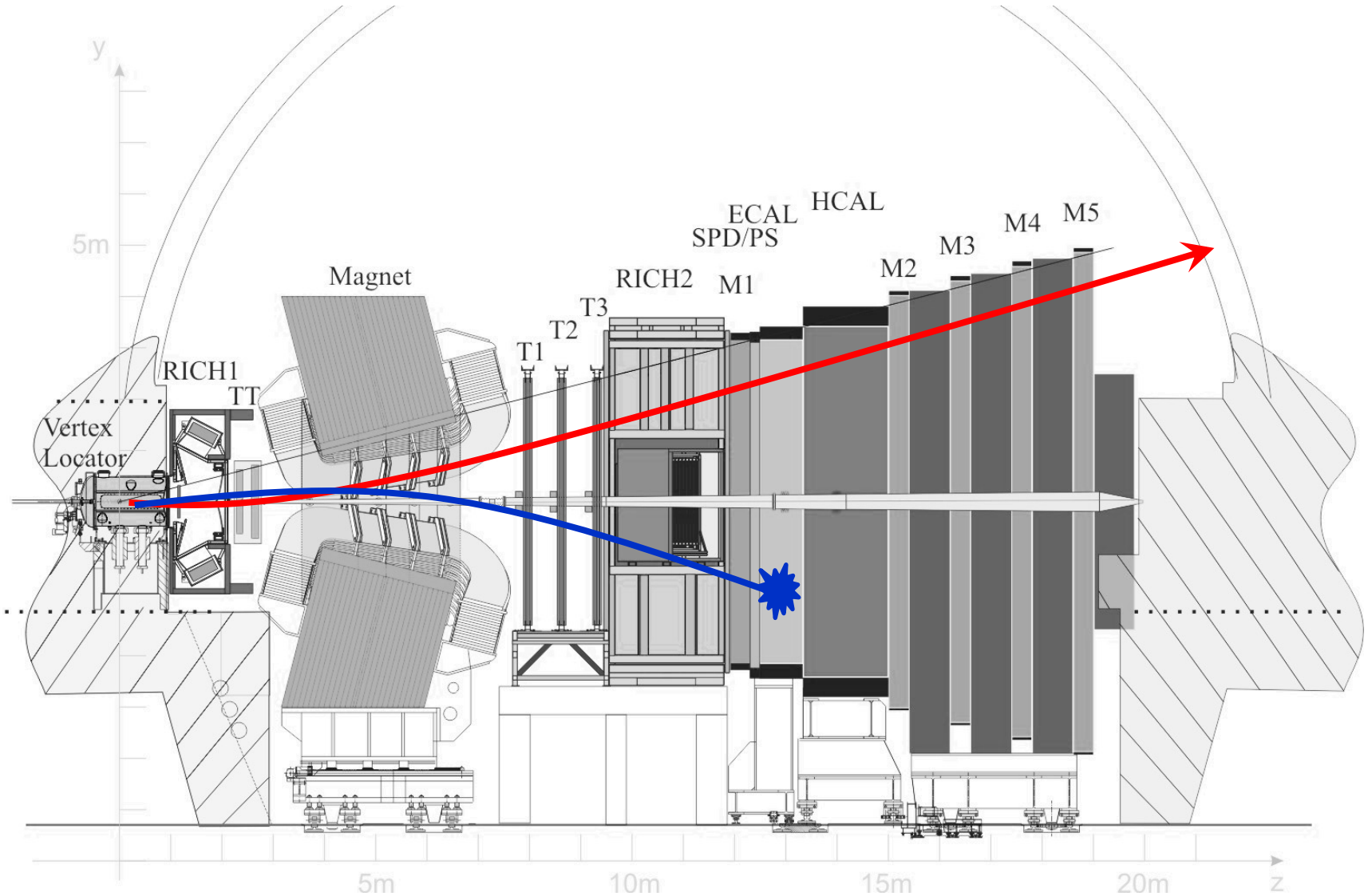
The LHCb Experiment



Electrons vs Muons



Electrons and muons have very different signatures in the experiment.

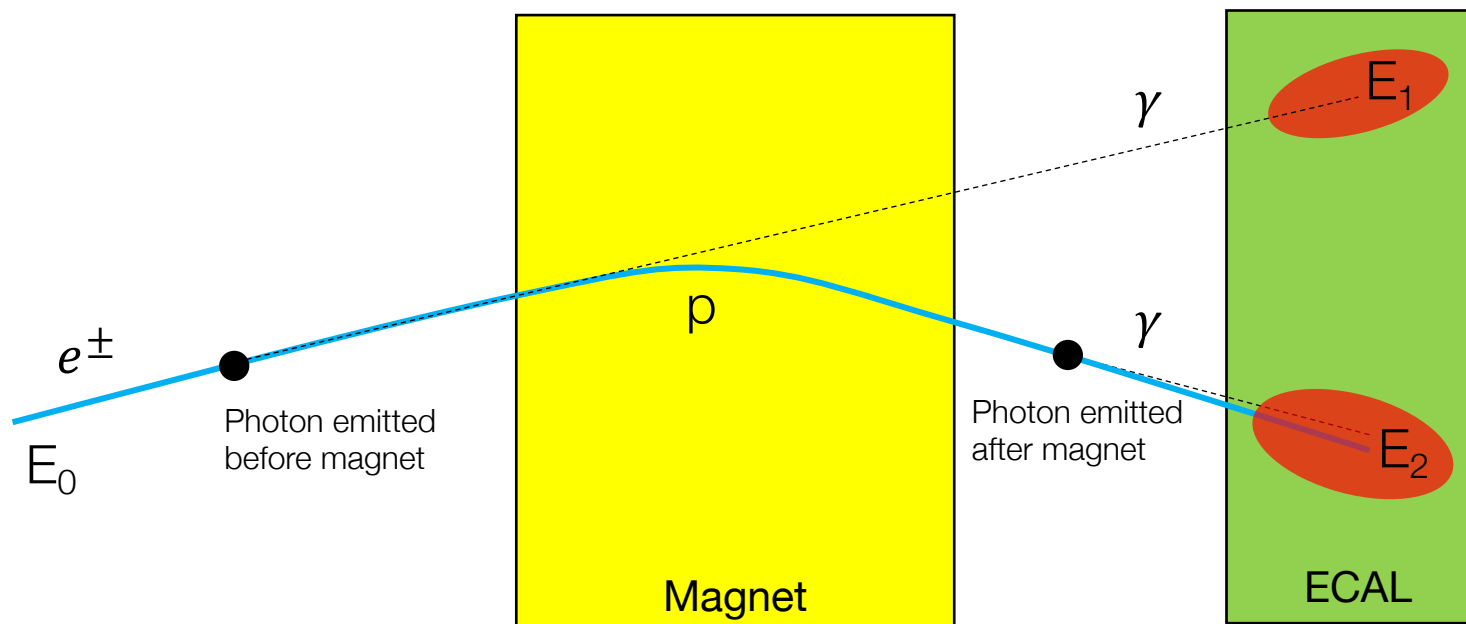


Electrons vs Muons



Electrons radiate bremsstrahlung photons when interacting with detector.

Photons radiated before the magnet lead to underestimation of momentum and energy.



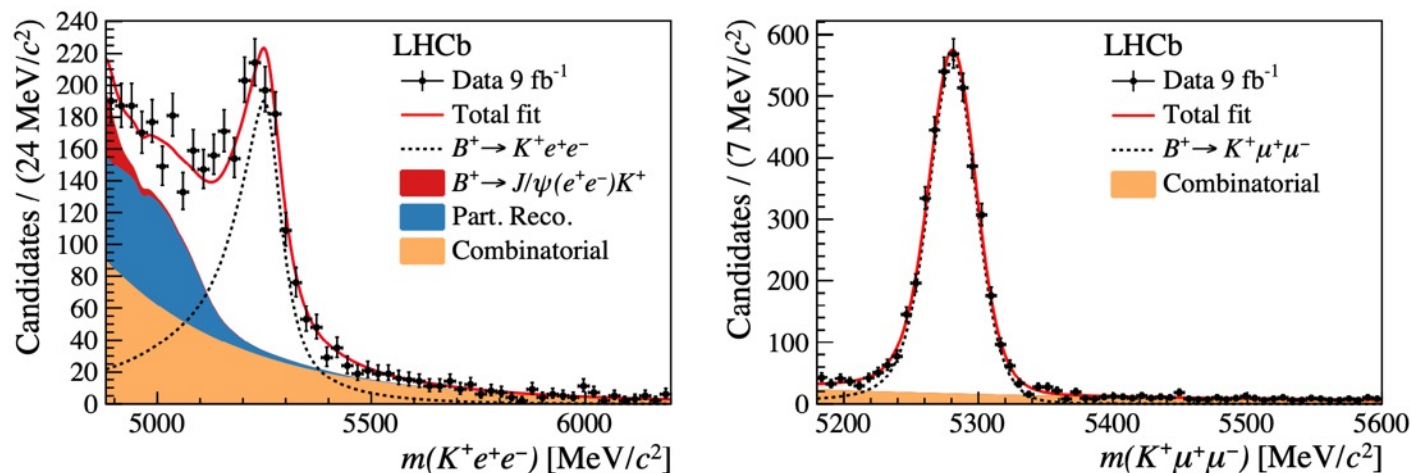
Bremsstrahlung recovery searches for energy deposits in the calorimeter and adds back to electron energy.

Electrons vs Muons



Even after brem. recovery mass resolution for electron modes is poorer than for muon modes.

From 2021 R_K analysis [*Nature Physics* 18, (2022) 277-282]



Efficiency to reconstruct and select electron modes is $\sim 20\%$ that of muon modes.

Controlling different efficiencies for electrons and muons is key challenge of analysis.

Analysis Strategy



Additionally:

- aim for **first observations** of $B^0 \rightarrow K_S^0 e^+ e^-$ and $B^+ \rightarrow K^{*+} e^+ e^-$ decays
- measurements of their **differential branching fractions**

$$\frac{dB(B \rightarrow K^{(*)} e^+ e^-)}{dq^2} = \frac{N(B \rightarrow K^{(*)} e^+ e^-)}{\epsilon(B \rightarrow K^{(*)} e^+ e^-)} \cdot \frac{\epsilon(B \rightarrow J/\psi(e^+ e^-) K^{(*)})}{N(B \rightarrow J/\psi(e^+ e^-) K^{(*)})} \cdot \frac{\mathcal{B}(B \rightarrow J/\psi(e^+ e^-) K^{(*)})}{q_{\max}^2 - q_{\min}^2}$$

q^2 and $m(K^{*+})$ regions



Signal modes:

$$B^+ \rightarrow K^{*+} \ell^+ \ell^-: [0.045 < q^2/\text{GeV}^2 < 6.0]$$

Single q^2 bin used due to low statistics despite photon pole

$$B^0 \rightarrow K_S^0 \ell^+ \ell^-: [1.1 < q^2/\text{GeV}^2 < 6.0]$$

Control modes:

$$B^0 \rightarrow J/\psi(e^+e^-)K_S^0 \text{ and } B^+ \rightarrow J/\psi(e^+e^-)K^{*+}: [6.0 < q^2/\text{GeV}^2 < 11.0]$$

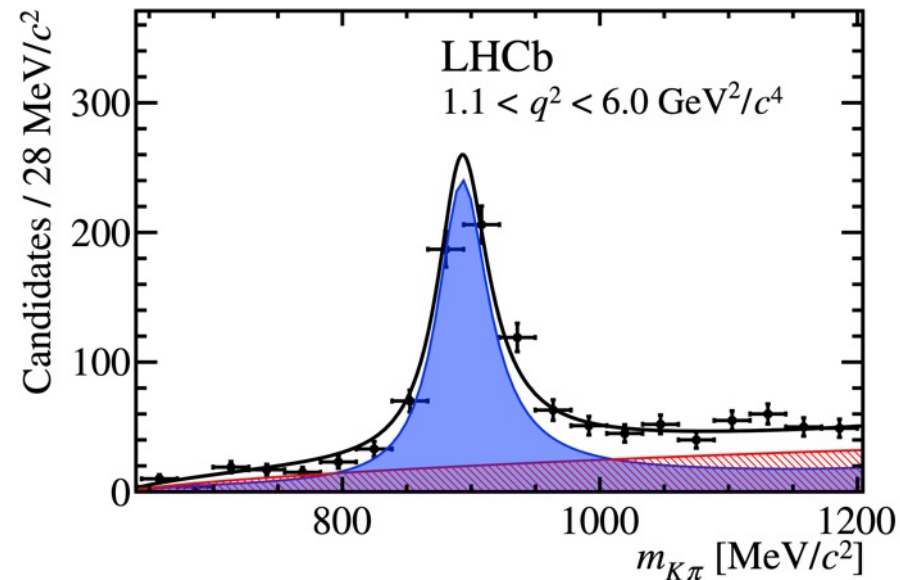
Wider range used in electron mode due to poorer q^2 resolution

$$B^0 \rightarrow J/\psi(\mu^+\mu^-)K_S^0 \text{ and } B^+ \rightarrow J/\psi(\mu^+\mu^-)K^{*+}: [8.98 < q^2/\text{GeV}^2 < 10.02]$$

K^{*+} mass:

$$|m(K_S^0 \pi^+) - m(K^{*+})_{\text{PDG}}| < 300 \text{ MeV}$$

Expect roughly 22% S-wave component based on LHCb $B^0 \rightarrow K^+ \pi^- \mu^+ \mu^-$ analysis. [[JHEP 11 \(2016\) 47](#)]



Selection



Level 0 Trigger

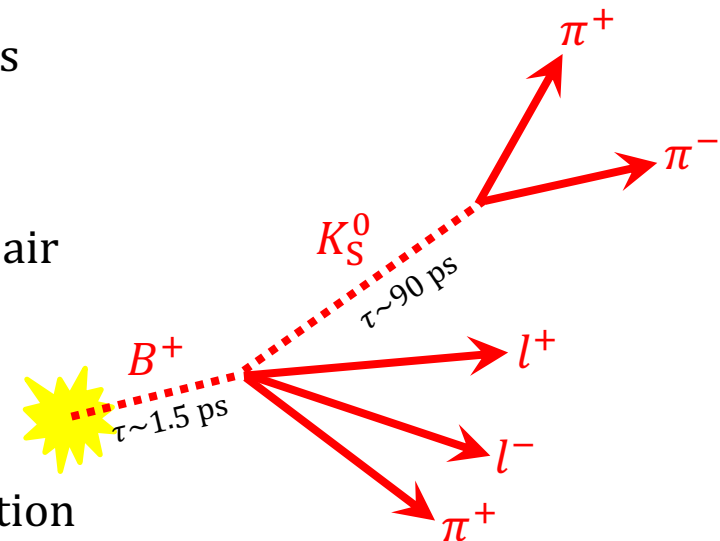
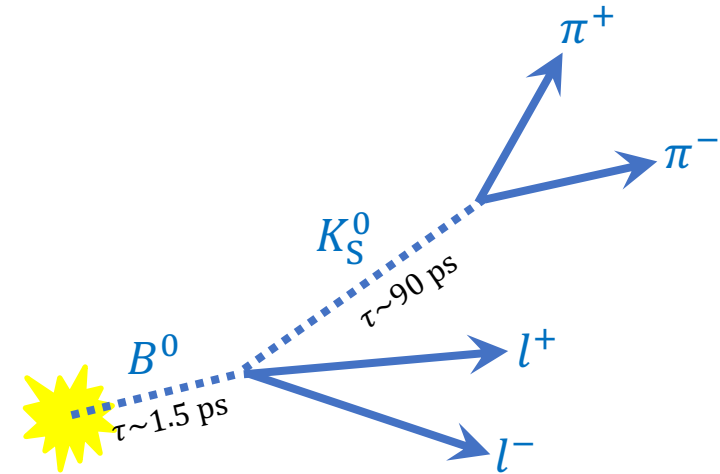
- **Muon** decays selected by L0 muon trigger
- **Electron** decays selected by L0 electron or hadron trigger or be triggered on 'independent' part of underlying event

High-Level Trigger (HLT)

- HLT1: candidates selected using **single track** trigger requiring high p_T and impact parameter
- HLT2: candidates selected using **topological** triggers

Selection

- Candidates made by combining displaced dilepton pair with K_S^0 candidate (and π^+ for B^+ modes)
- Requirements on vertex quality, momentum and separation from primary interaction
- **Boosted decision trees** trained on data and simulation used to reject combinatorial background



Backgrounds



Backgrounds from mis-reconstructed b-hadron decays

Reduced to negligible levels by kinematic, mass and PID requirements:

| B^0 backgrounds | B^+ backgrounds | |
|---|---|---|
| $H_b \rightarrow hh'\ell^+\ell^-$ | $H_b \rightarrow hh'\pi^+\ell^+\ell^-$ | $B^0 \rightarrow K_S^0\ell^+\ell^- + \text{random } \pi^+$ |
| $\Lambda_b \rightarrow \Lambda\ell^+\ell^-$ | $\Lambda_b \rightarrow \Lambda h h\ell^+\ell^-$ | $B^+ \rightarrow J/\psi(\ell^+\ell^-)K^{*+}(K_S^0\pi^+)$ with $\ell^+ \leftrightarrow \pi^+$ swap |
| $B^0 \rightarrow D^-(K_S^0X)Y$ | $B^+ \rightarrow \bar{D}^0(K_S^0\pi^+X)Y$ | $B^+ \rightarrow \psi_{2S}(\ell^+\ell^-)K^{*+}(K_S^0\pi^+)$ with $\ell^+ \leftrightarrow \pi^+$ swap |

$X, Y = \pi^\pm$ or $\ell^\pm \nu_l$

Modelled in the fits

- B^0 : part. reco. $B^+ \rightarrow K^{*+}(K_S^0\pi^+)\ell^+\ell^-$ and mis-ID $B^0 \rightarrow K_S^0\pi^+\pi^-$
- B^+ : part. reco. $B \rightarrow K^*(K_S^0\pi^+\pi^-)\ell^+\ell^-$ and mis-ID $B^+ \rightarrow K^{*+}\pi^+\pi^-$

Efficiency Calibration



Accurate calculation of efficiencies is essential to making an unbiased measurement.

Simulation is corrected using data-driven weights to improve agreement with data:

1. PID efficiencies
2. Electron tracking efficiency
3. Generated B kinematics
4. Event multiplicity
5. Fraction of K_S^0 mesons from long and downstream tracks
6. Trigger response
7. BDT response
8. q^2 resolution

Maximum likelihood fits



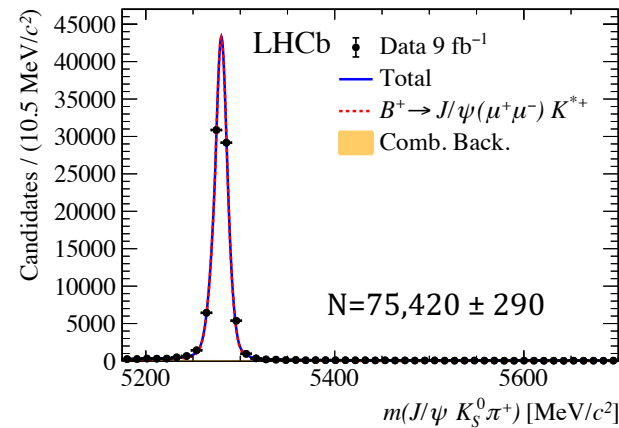
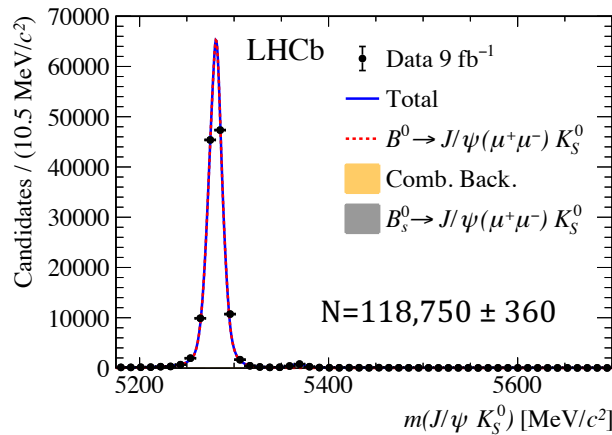
Yields of control modes extracted using maximum likelihood fits:

- Resolution improved by constraining J/ψ and K_S^0 mass
- Parameters of control mode PDFs from simulation except mean and width

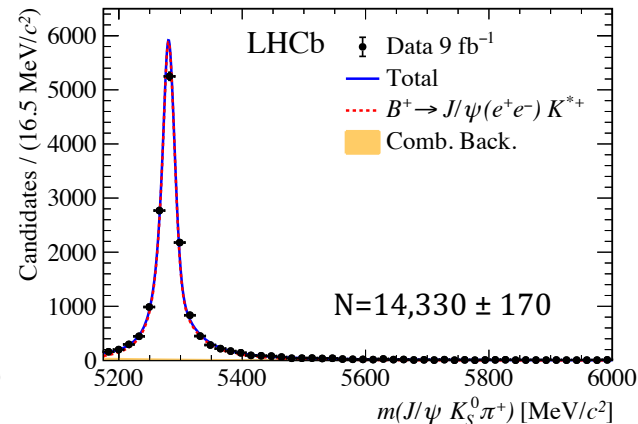
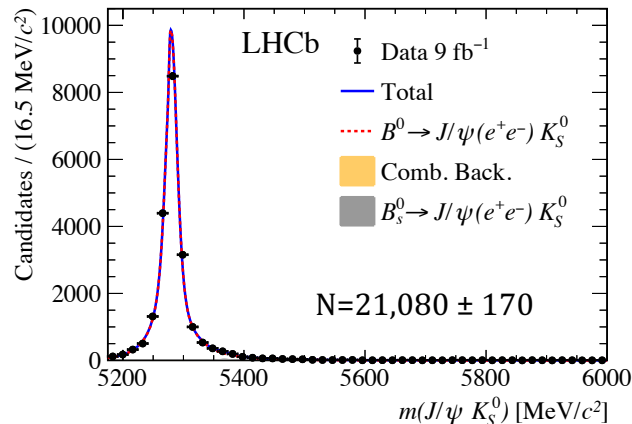
B^0

B^+

muons



electrons

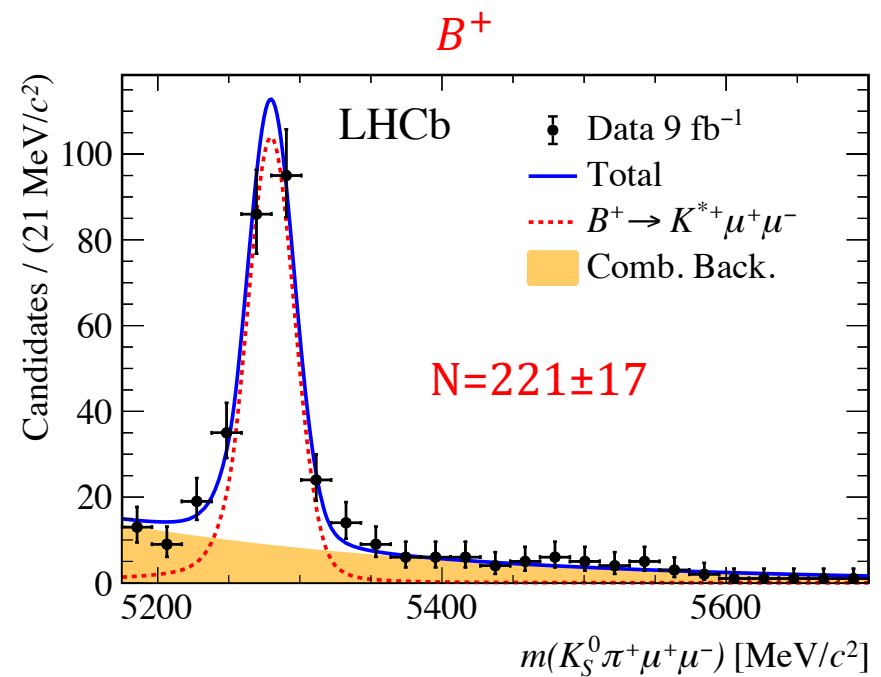
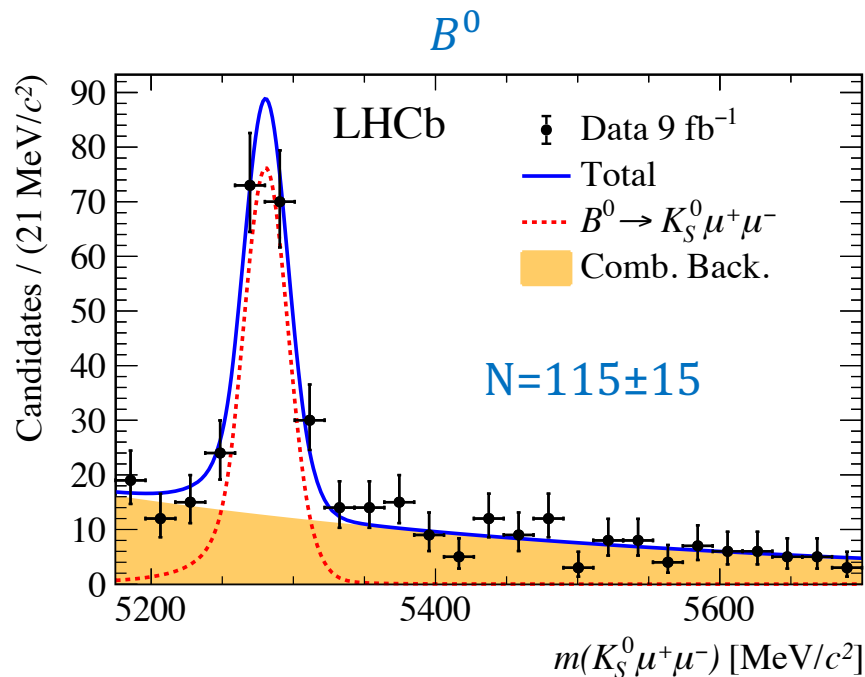


Maximum likelihood fits



Yields of signal muon modes and $R_{K^{(*)}}$ extracted using simultaneous maximum likelihood fits to signal mass spectra:

- Resolution improved by constraining K_S^0 mass
- Parameters of signal PDFs from simulation
- Shifts in mean and width from control mode data fits



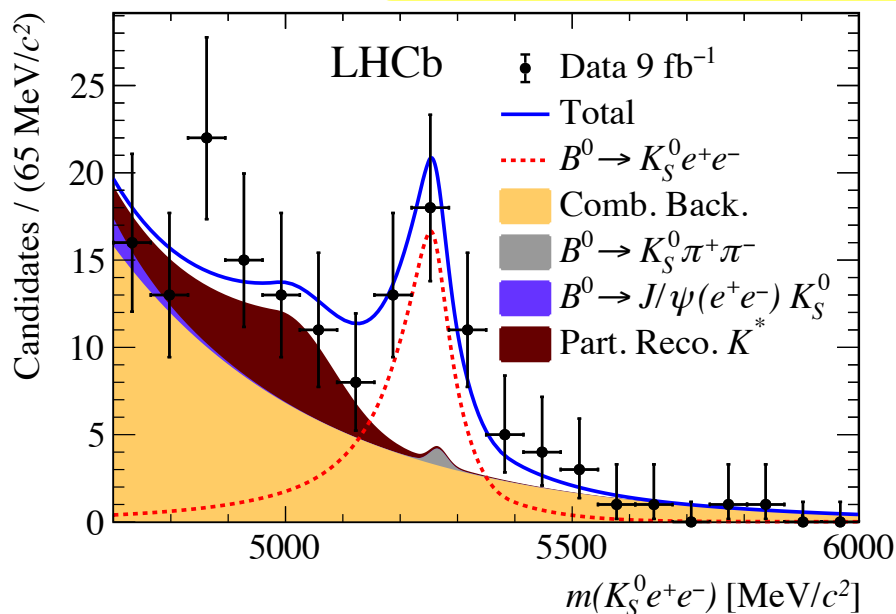
Maximum likelihood fits



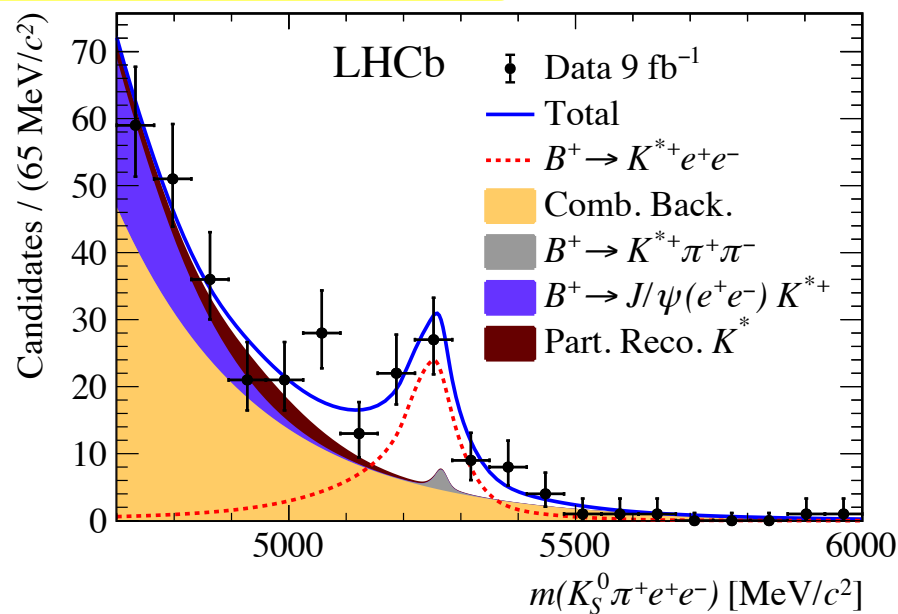
Yields of signal muon modes and $R_{K^{(*)}}$ extracted using simultaneous maximum likelihood fits to signal mass spectra:

- Resolution improved by constraining K_S^0 mass
- Parameters of signal PDEs from simulation
- Shifts in mean and width from control mode data fits

First Observation!



$B^0 \rightarrow K_S^0 \ell^+ \ell^-$ significance: 5.3σ



$B^+ \rightarrow K^{*+} \ell^+ \ell^-$ significance: 6.0σ

Systematic Uncertainties



Dominant systematics (~2-3%):

- statistical uncertainty on efficiencies

Next-to-dominant (1-2%):

- size of sample of simulated candidates used to determine PDF shapes
- models used for partially reconstructed and J/ψ leakage backgrounds

Sub-dominant ($\leq 1\%$):

- size of simulated samples used to determine correction weights
- PID efficiency correction: choice of binning and correlation in efficiency between the two electrons
- Choice of method used to calculate trigger correction
- imperfect modelling of muon track reconstruction efficiency
- residual mismodelling of the BDT classifier response in simulation
- residual contamination from cascade D decays
- residual bias in the fitting procedure evaluated using pseudoexperiments

Validation



Validation of the method by measuring single ratio:

$$r_{J/\psi K^{(*)}}^{-1} = \frac{N(B \rightarrow J/\psi(e^+e^-)K^{(*)})}{N(B \rightarrow J/\psi(\mu^+\mu^-)K^{(*)})} \cdot \frac{\epsilon(B \rightarrow J/\psi(\mu^+\mu^-)K^{(*)})}{\epsilon(B \rightarrow J/\psi(e^+e^-)K^{(*)})}$$

Stringent test of analysis due to lack of cancellation of electron vs muon systematics.

Finding:

$$r_{J/\psi K_S^0}^{-1} = 0.977 \pm 0.008 \text{ (stat.)} \pm 0.027 \text{ (syst.)}$$

and

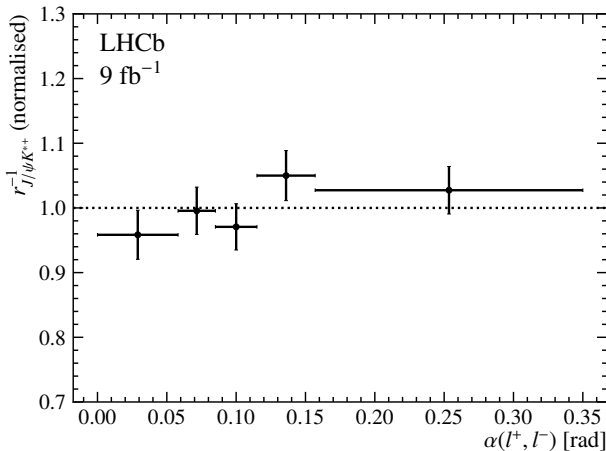
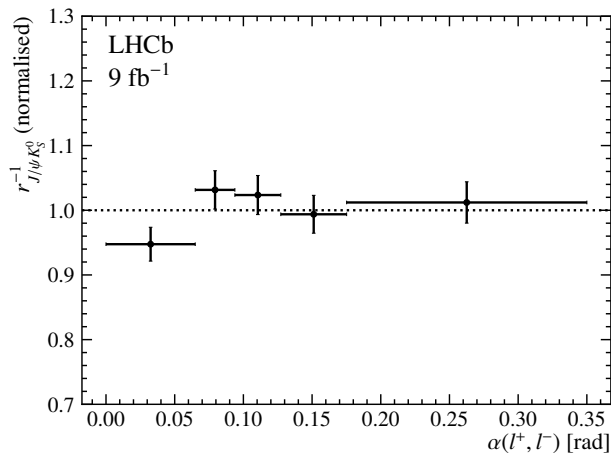
$$r_{J/\psi K^{*+}}^{-1} = 0.965 \pm 0.011 \text{ (stat.)} \pm 0.045 \text{ (syst.)}$$

Both consistent with unity.

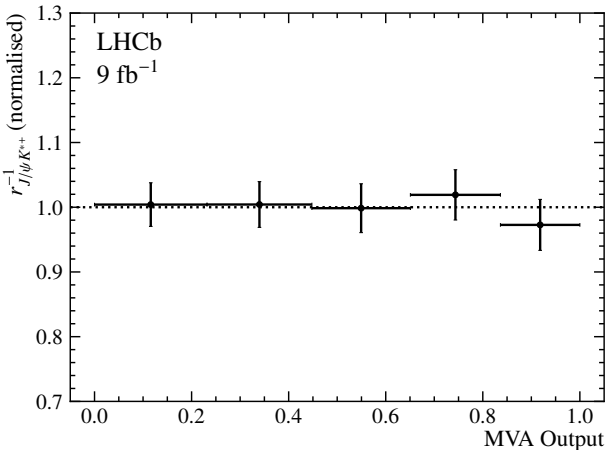
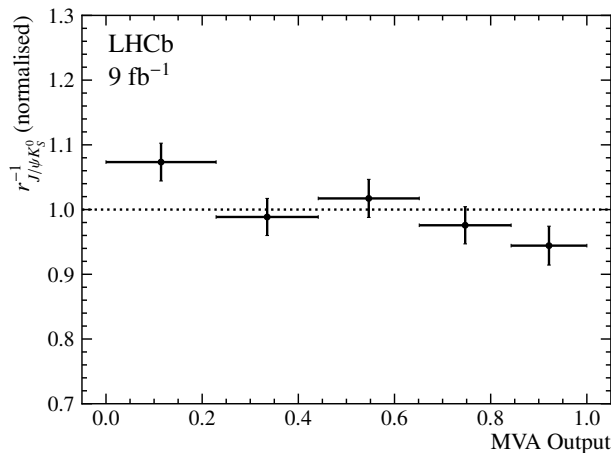
Validation



We also study $r_{J/\psi K^{(*)}}^{-1}$ differentially as a function of several variables that are differently distributed between signal and control modes



Di-lepton opening angle

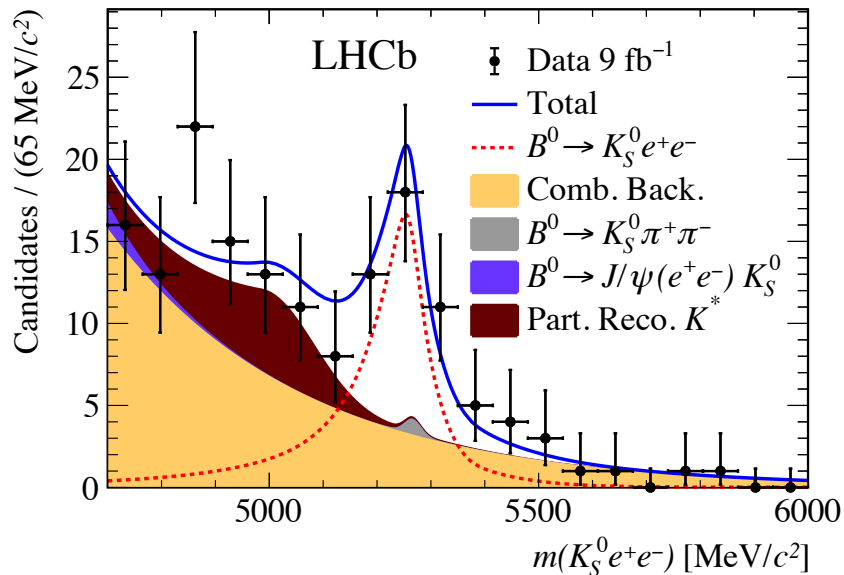


MVA trained to distinguish signal from control decays

Results: Electron Decays



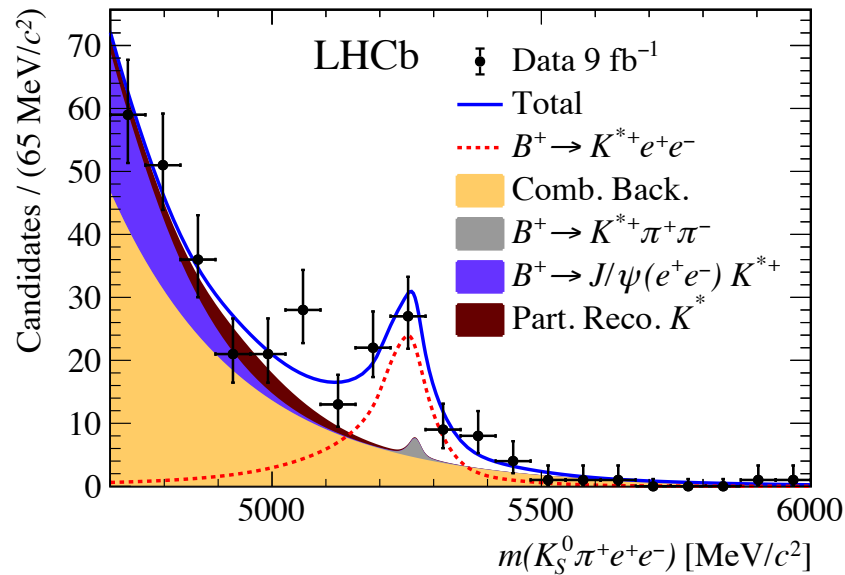
Electron modes are **observed for the first time**



$B^0 \rightarrow K_S^0 \ell^+ \ell^-$ significance: 5.3σ

$$\frac{dB(B^0 \rightarrow K_S^0 e^+ e^-)}{dq^2} = 2.6 \pm 0.6 \pm 0.1 \times 10^{-8} \text{GeV}^{-2} c^4$$

$$[1.1 < q^2/\text{GeV}^2 < 6.0]$$

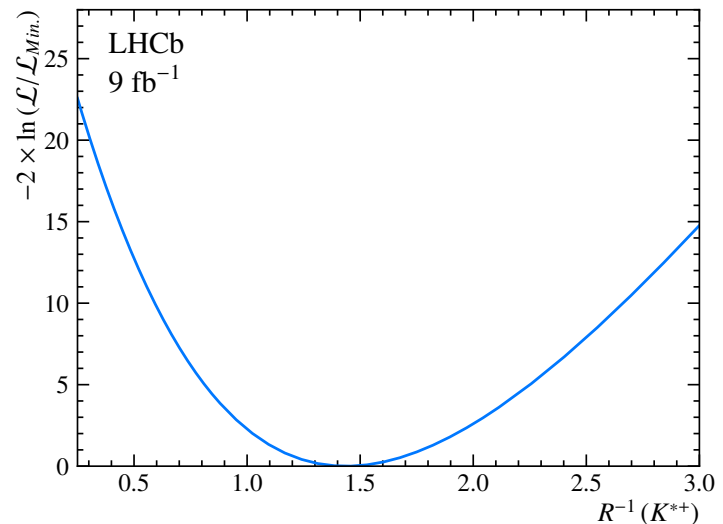
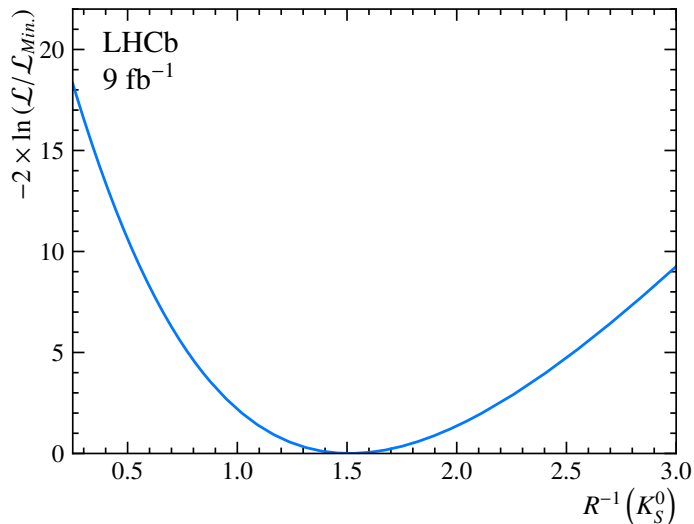


$B^+ \rightarrow K^{*+} \ell^+ \ell^-$ significance: 6.0σ

$$\frac{dB(B^+ \rightarrow K^{*+} e^+ e^-)}{dq^2} = 9.2_{-1.8-0.6}^{+1.9+0.8} \times 10^{-8} \text{GeV}^{-2} c^4$$

$$[0.045 < q^2/\text{GeV}^2 < 6.0]$$

Results: LFU Ratios



$$R_{K_S^0}^{-1} = 1.51_{-0.35}^{+0.40}(\text{stat})_{-0.04}^{+0.09}(\text{syst})$$

$$R_{K^{*+}}^{-1} = 1.44_{-0.29}^{+0.32}(\text{stat})_{-0.06}^{+0.09}(\text{syst})$$



Inverting values and 1σ intervals



$$R_{K_S^0} = 0.66_{-0.15}^{+0.20}(\text{stat})_{-0.04}^{+0.02}(\text{syst})$$

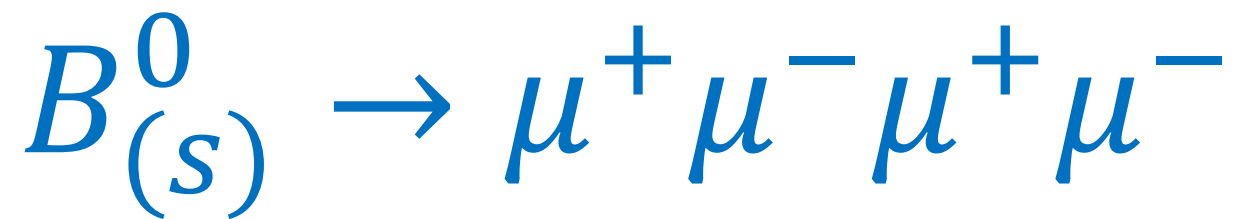
$$R_{K^{*+}} = 0.70_{-0.13}^{+0.18}(\text{stat})_{-0.04}^{+0.03}(\text{syst})$$

$$[1.1 < q^2/\text{GeV}^2 < 6.0]$$

$$[0.045 < q^2/\text{GeV}^2 < 6.0]$$

Significance w.r.t SM: 1.5σ

Significance w.r.t SM: 1.4σ



Motivation



$B_{(s)}^0 \rightarrow \mu^+ \mu^- \mu^+ \mu^-$ are **FCNC** decays – very rare.

$$\text{BR}(B_s^0 \rightarrow \mu^+ \mu^- \mu^+ \mu^-)_{\text{SM}} = (0.9 - 1.0) \times 10^{-10}$$

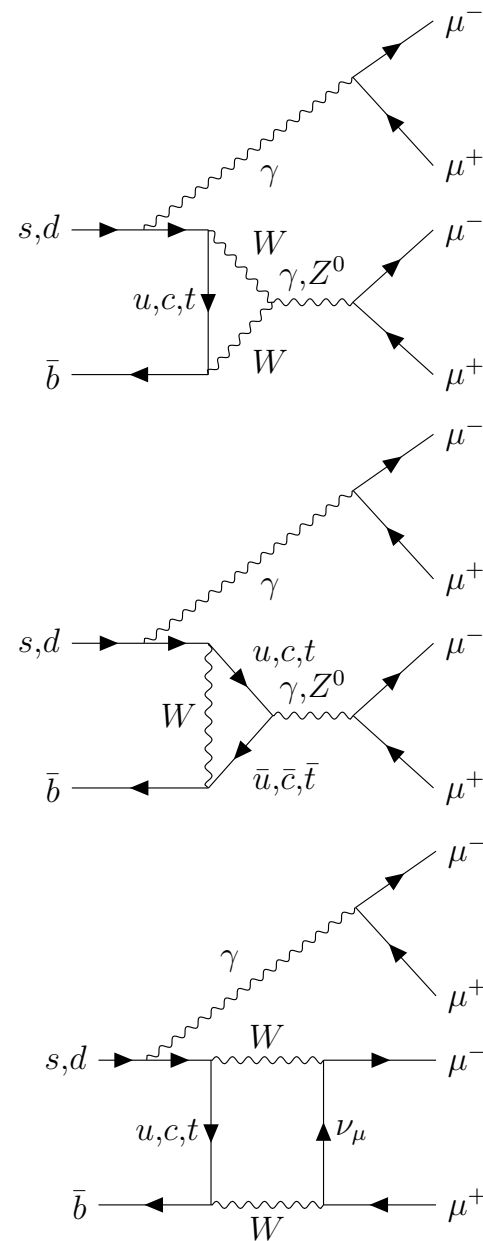
$$\text{BR}(B^0 \rightarrow \mu^+ \mu^- \mu^+ \mu^-)_{\text{SM}} = (0.4 - 4.0) \times 10^{-12}$$

A. V. Danilina and N. V. Nikitin (2018)

Can be enhanced by NP, e.g. scalar and pseudoscalar sgoldstino particles in MSSM.

Also sensitive to neutral scalars explaining the muon g-2 anomaly in $B_{(s)}^0 \rightarrow a(\mu^+ \mu^-) a(\mu^+ \mu^-)$.

M. Chala, U. Egede, and M. Spannowsky (2019)



Analysis strategy



Previous limits at 95% confidence set by LHCb with Run 1 sample:

$$\text{BR}(B_s^0 \rightarrow \mu^+ \mu^- \mu^+ \mu^-) < 2.5 \times 10^{-9}$$

$$\text{BR}(B^0 \rightarrow \mu^+ \mu^- \mu^+ \mu^-) < 6.9 \times 10^{-10}$$

[LHCb Collaboration, JHEP 03 \(2017\) 001](#)

$B_{(s)}^0 \rightarrow a(\mu^+ \mu^-) a(\mu^+ \mu^-)$ decays covered by Run 1 analysis, except when m_a falls in vetoed ϕ , J/ψ , $\psi(2S)$ regions.

However, muon g-2 anomaly favours $m_a \sim 1$ GeV.

[M. Chala, U. Egede, and M. Spannowsky \(2019\)](#)

This analysis uses full Run 1 and Run 2 9fb^{-1} sample:

1. Update of searches for $B_s^0 \rightarrow \mu^+ \mu^- \mu^+ \mu^-$ and $B^0 \rightarrow \mu^+ \mu^- \mu^+ \mu^-$ decays
2. **New** dedicated search for $B_{(s)}^0 \rightarrow a(\mu^+ \mu^-) a(\mu^+ \mu^-)$ decays (inc. $m_a \sim 1$ GeV)
3. **New** search for $B_{(s)}^0 \rightarrow J/\psi(\mu^+ \mu^-) \mu^+ \mu^-$ decays (SM BF $\sim 10^{-13}$)

Analysis strategy



Measure BF (or set limit), normalised to $B_s^0 \rightarrow J/\psi(\mu^+\mu^-)\phi(\mu^+\mu^-)$ control mode:

$$\text{BF}_{sig} = \text{BF}_{con} \times \frac{N_{sig}}{N_{con}} \frac{f_s}{f_q} \frac{\epsilon_{con}}{\epsilon_{sig}}$$

Most systematics cancel in ratio. Key steps:

1. Efficiency ratios w.r.t. control mode from reweighted MC
2. Control mode yield from mass fit with optimised BDT cut
3. BF's extracted using simultaneous mass fit in bins of BDT [simple BDT cut for $B_{(s)}^0 \rightarrow aa$]
4. In absence of signal, set limit using *GammaCombo*

Analysis strategy



Search for $B_s^0 \rightarrow \mu^+ \mu^- \mu^+ \mu^-$ and $B^0 \rightarrow \mu^+ \mu^- \mu^+ \mu^-$ decays vetoes:

$$\phi: \quad 950 \text{ MeV} < m_{\mu\mu} < 1090 \text{ MeV}$$

$$J/\psi: \quad |m_{\mu\mu} - m_{J/\psi}| > 100 \text{ MeV}$$

$$\psi(2S): \quad |m_{\mu\mu} - m_{\psi(2S)}| > 100 \text{ MeV}$$

for all four opposite sign muon pairs. $B_{(s)}^0 \rightarrow a(\mu^+ \mu^-)a(\mu^+ \mu^-)$ search requires

$$|m_{ij}^2 - m_{kl}^2| < 2 \sqrt{\sigma^2(m_{ij}^2) + \sigma^2(m_{kl}^2)}$$

Search for $B_{(s)}^0 \rightarrow J/\psi(\mu^+ \mu^-)\mu^+ \mu^-$ requires one dimuon pair in the J/ψ region and for the other to not fall in the ϕ region.

Efficiency evaluation



Efficiencies calculated using reweighted simulation.

Weight calculated by comparing $B_s^0 \rightarrow J/\psi(\mu^+\mu^-)\phi(K^+K^-)$ decays in data and simulation:

1. Generated B kinematics (p_T and η)
2. Generated event multiplicity
3. Reconstructed quantities (B vertex χ^2 and IP χ^2)

PID and trigger efficiencies cancel very precisely in ratio with control mode – no weights applied.

$$\epsilon = \epsilon_{\text{pre sel}} \cdot \epsilon_{\text{BDT}} = \frac{\sum_{\text{pre sel}} \omega_{\text{gen}}}{\sum_{\text{gen}} \omega_{\text{gen}}} \cdot \frac{\sum_{\text{BDT}} \omega_{\text{gen}} \omega_{\text{rec}}}{\sum_{\text{pre sel}} \omega_{\text{gen}} \omega_{\text{rec}}}$$

Backgrounds



Numerous physical backgrounds studied:

Four muon backgrounds: $B_s^0 \rightarrow J/\psi(\mu^+\mu^-)\phi(\mu^+\mu^-)$, $B_s^0 \rightarrow \phi(\mu^+\mu^-)\mu^+\mu^-$

Hadronic mis-ID: $H_b^0 \rightarrow \mu^+\mu^-h^+h'^-$ where $h = K, \pi, p$

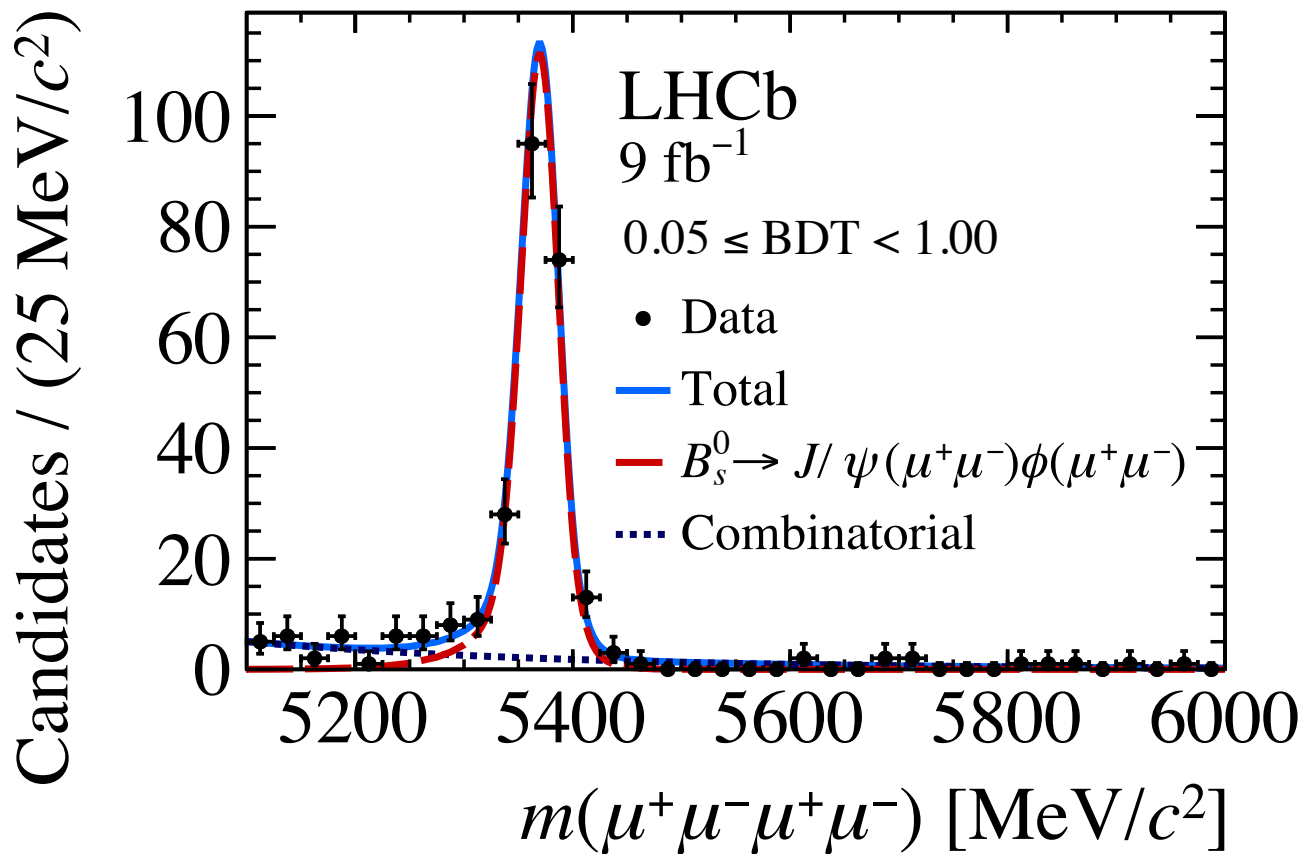
All reduced to negligible levels by standard selection, except for $B_{(s)}^0 \rightarrow J/\psi(\mu^+\mu^-)\mu^+\mu^-$ search where some $B_{(s)}^0 \rightarrow J/\psi(\mu^+\mu^-)\pi^+\pi^-$ survives.

Removed by stronger PID requirements on tracks not from J/ψ .

Mass fits



Control mode yield extracted using invariant mass fit

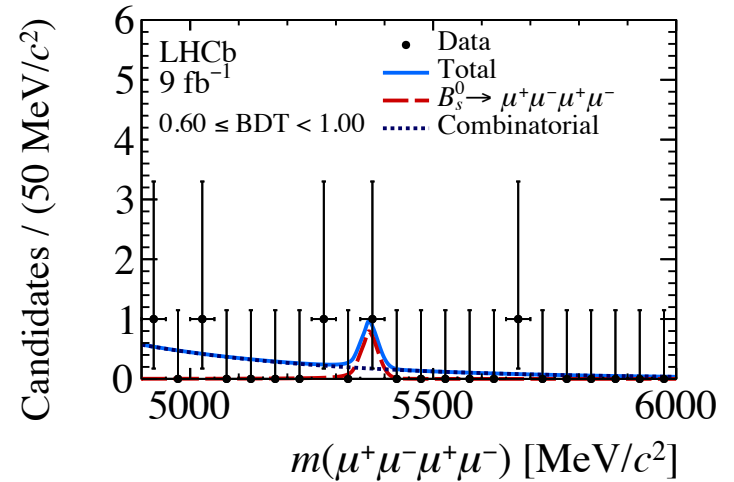
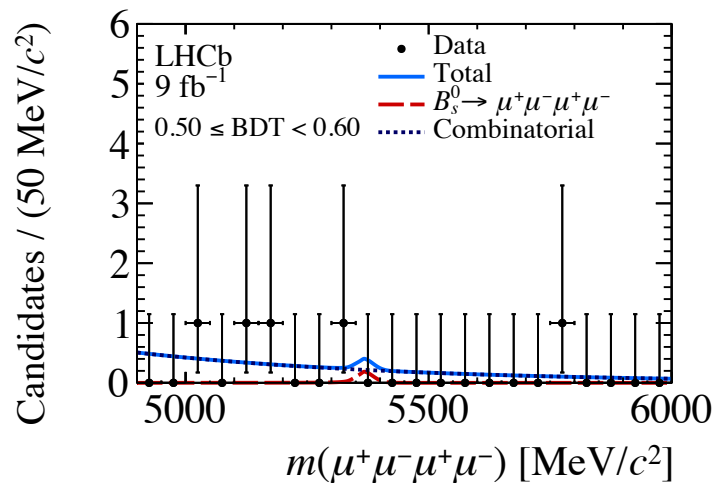
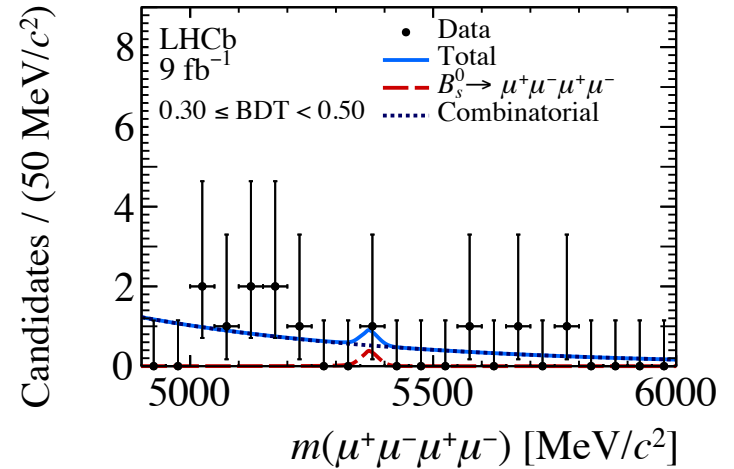
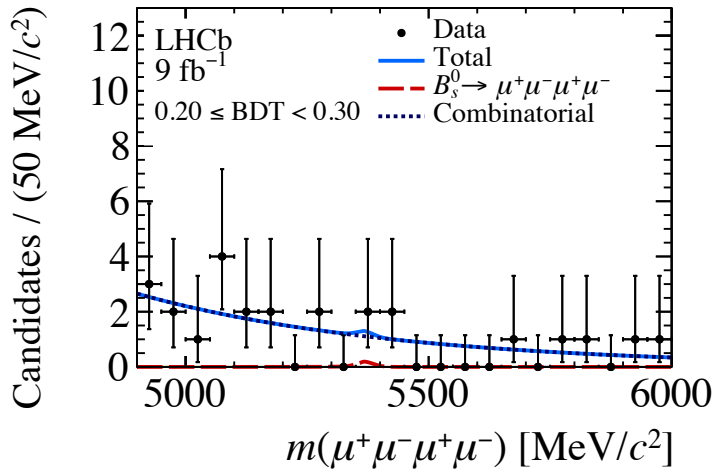


218 +/- 16 candidates.

Mass fits



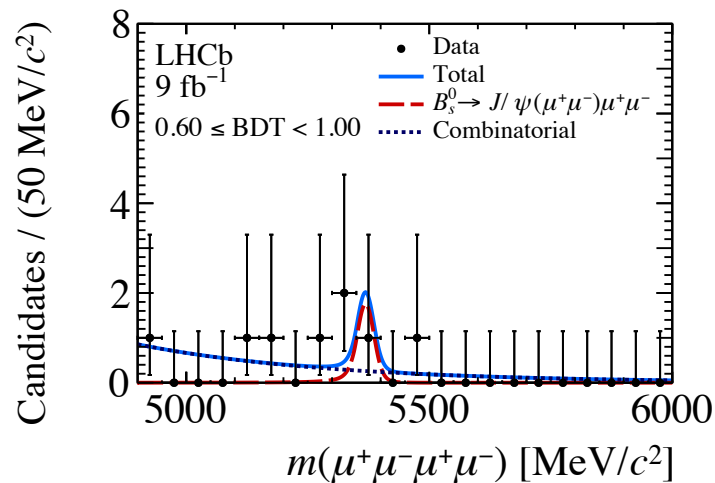
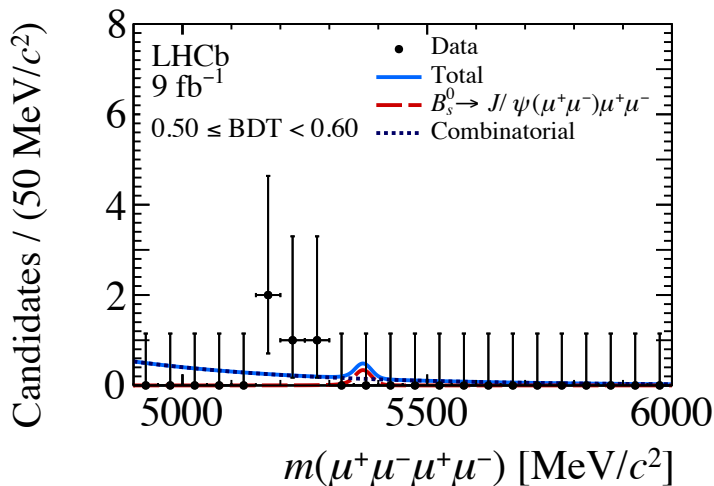
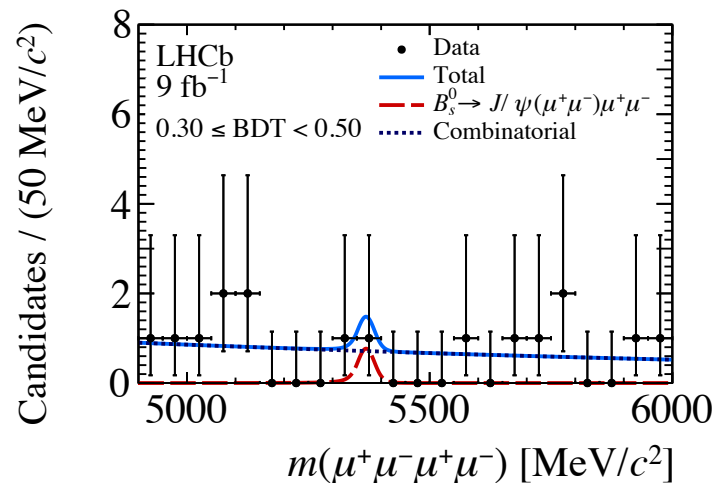
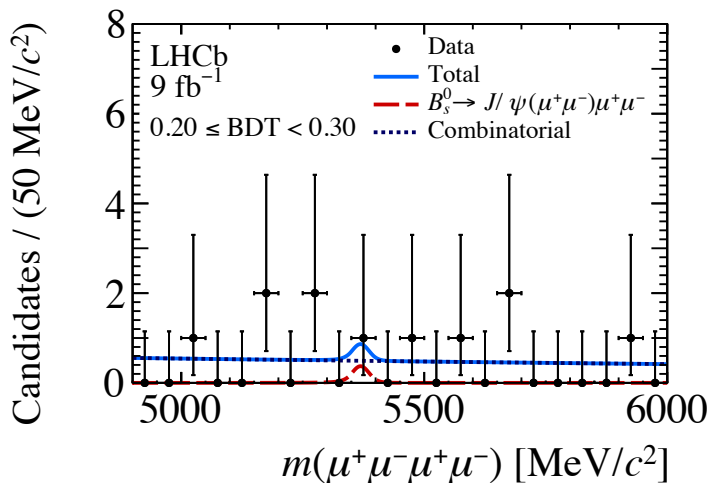
$B_{(s)}^0 \rightarrow \mu^+ \mu^- \mu^+ \mu^-$ BF estimated by simultaneous mass fit in four bins of BDT:



Mass fits



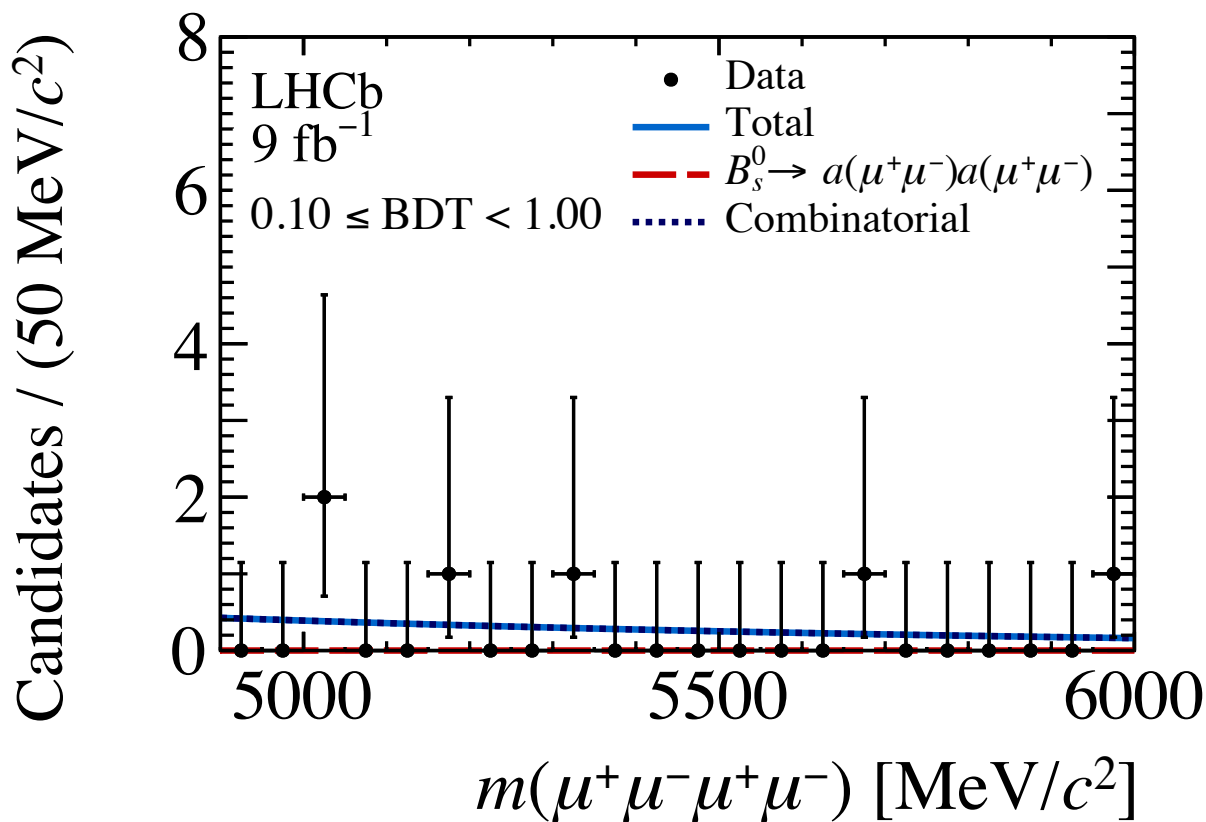
$B_{(s)}^0 \rightarrow J/\psi(\mu^+\mu^-)\mu^+\mu^-$ BF from simultaneous mass fit in four bins of BDT:



Mass fits



$B_{(s)}^0 \rightarrow a(\mu^+\mu^-)a(\mu^+\mu^-)$ BF estimated using single fit to mass after BDT cut:



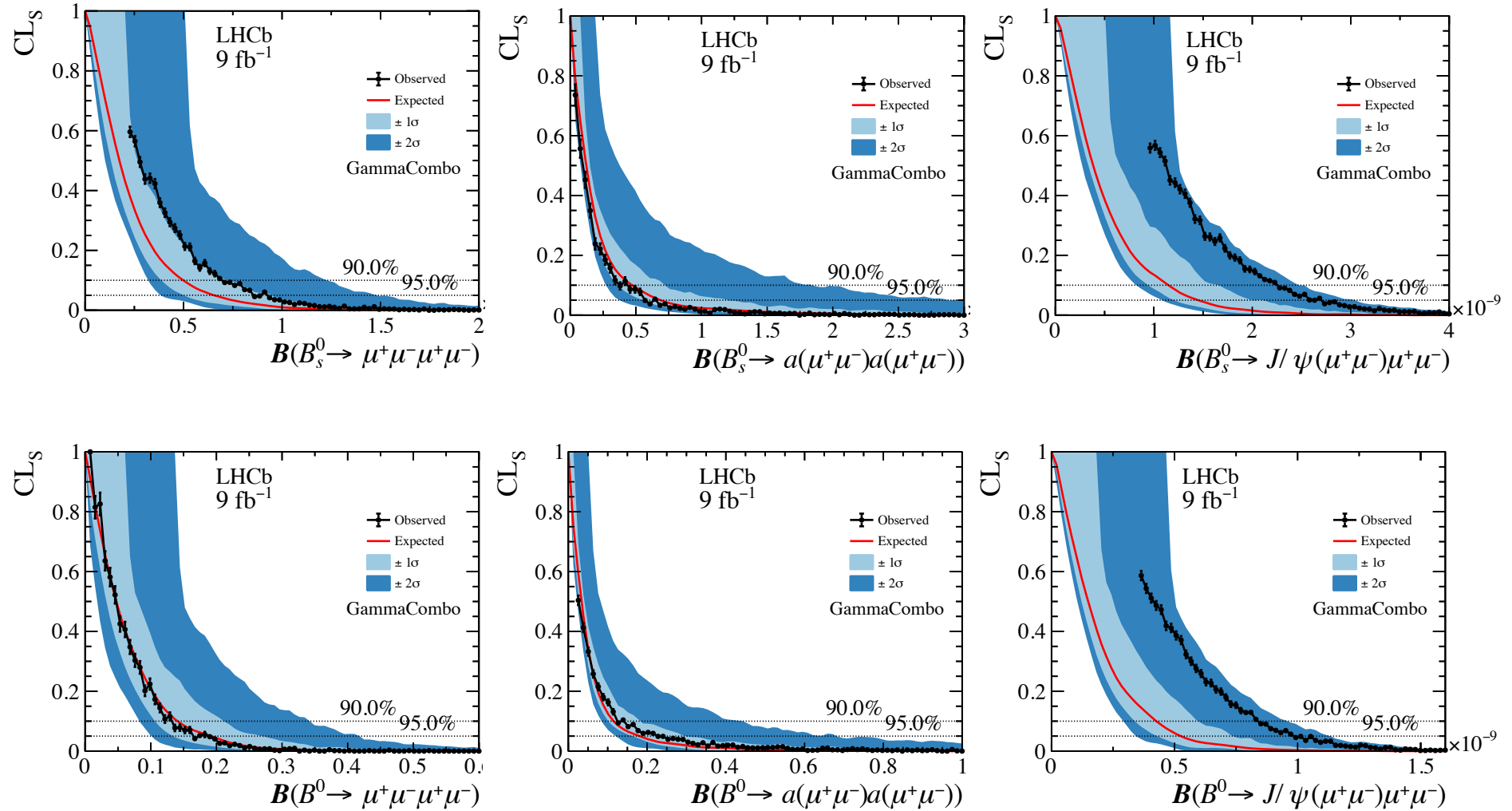


Very similar signal and control modes – most systematics cancel. Largest remaining effects:

- SM decay model not available – simulation uses phase space ($\sim 20\%$)
- Unknown effective lifetimes of B_s decays ($\sim 5\%$)
- Mismodelling of PID response in simulation ($\sim 1-2\%$)
- Mismodelling mass resolution in simulation ($< 1\%$)

Systematics have negligible effect on expected limits.

Results



Results



No significant signals observed \rightarrow set limits.

$$\begin{aligned}\mathcal{B}(B_s^0 \rightarrow \mu^+ \mu^- \mu^+ \mu^-) &< 8.6 \times 10^{-10}, \\ \mathcal{B}(B^0 \rightarrow \mu^+ \mu^- \mu^+ \mu^-) &< 1.8 \times 10^{-10}, \\ \mathcal{B}(B_s^0 \rightarrow a(\mu^+ \mu^-) a(\mu^+ \mu^-)) &< 5.8 \times 10^{-10}, \\ \mathcal{B}(B^0 \rightarrow a(\mu^+ \mu^-) a(\mu^+ \mu^-)) &< 2.3 \times 10^{-10}, \\ \mathcal{B}(B_s^0 \rightarrow J/\psi(\mu^+ \mu^-) \mu^+ \mu^-) &< 2.6 \times 10^{-9}, \\ \mathcal{B}(B^0 \rightarrow J/\psi(\mu^+ \mu^-) \mu^+ \mu^-) &< 1.0 \times 10^{-9}.\end{aligned}$$

Factor 3-4 improvement in limits for main channels.

Limit on $B^0 \rightarrow \mu^+ \mu^- \mu^+ \mu^-$ is the lowest ever achieved by LHCb.

Good prospects to observe the B_s decay at the LHCb Upgrade (assuming SM).

Summary



We live in exciting times...

- No new particles at the LHC (yet)
- Rare beauty decays offer one of the best ways to probe for new physics at and above the TeV scale

Intriguing anomalies require urgent further experimental tests:

- Many new measurements possible with just the Run II LHCb data
- The **LHCb Upgrade I** and **II** will bring fantastic opportunities for precise measurements with great potential to discover deviations from the Standard Model






**And now for something
completely different...**



Exhibitions



Exhibitions



Exhibitions








[HOME](#) → [WHAT WAS ON](#)


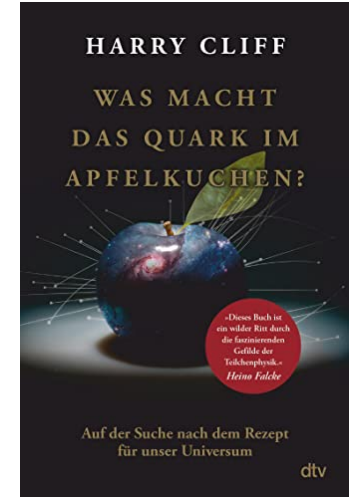
THE SUN: LIVING WITH OUR STAR

Exhibitions





How to Make an Apple Pie From Scratch In Search of the Recipe for our Universe Harry Cliff





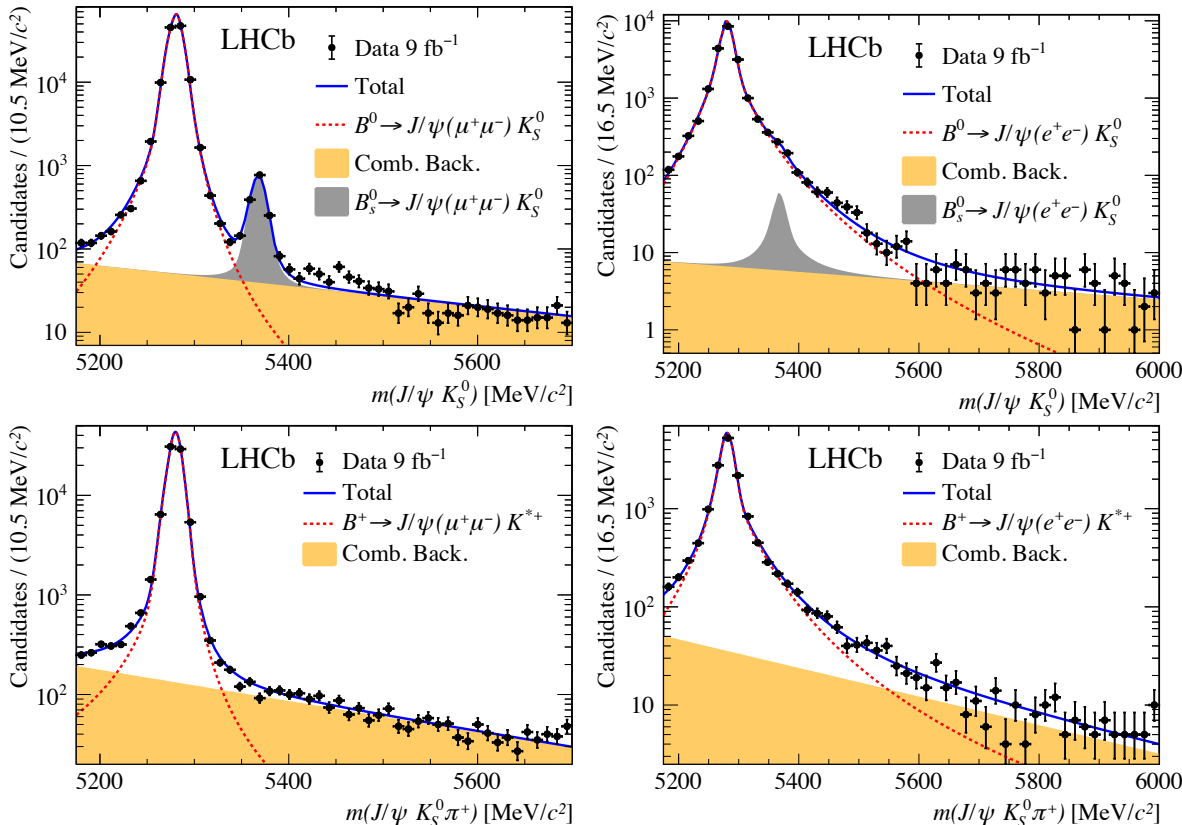
Backup

Maximum likelihood fits



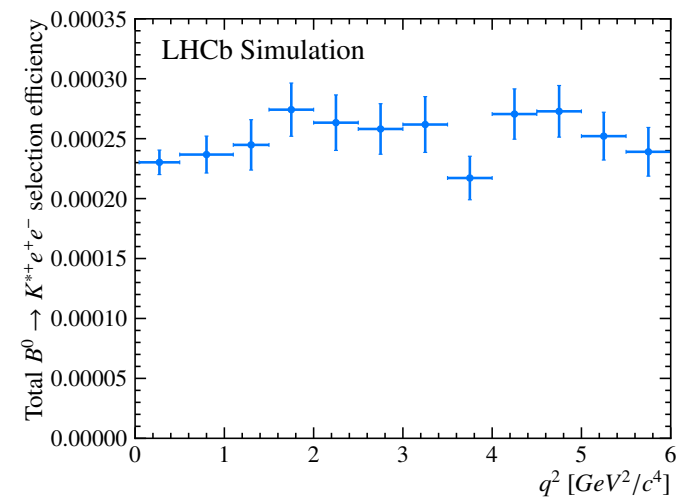
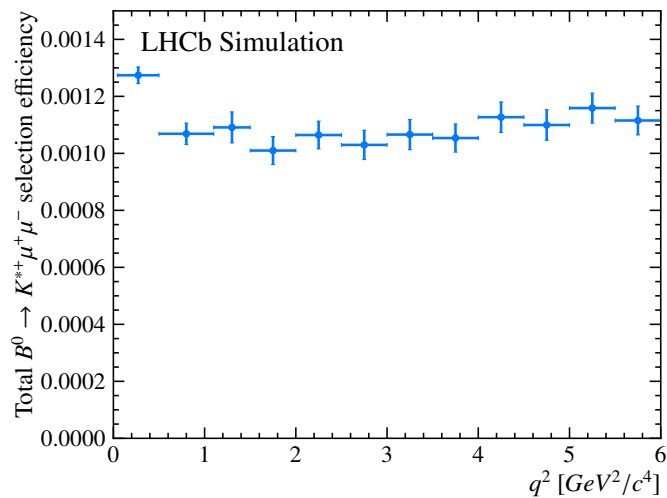
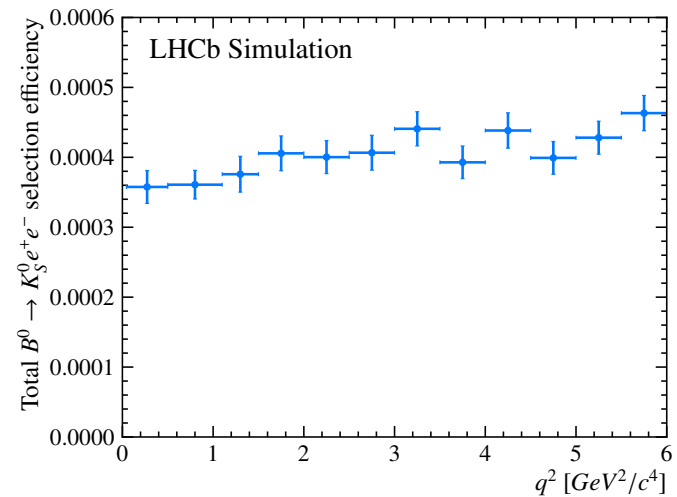
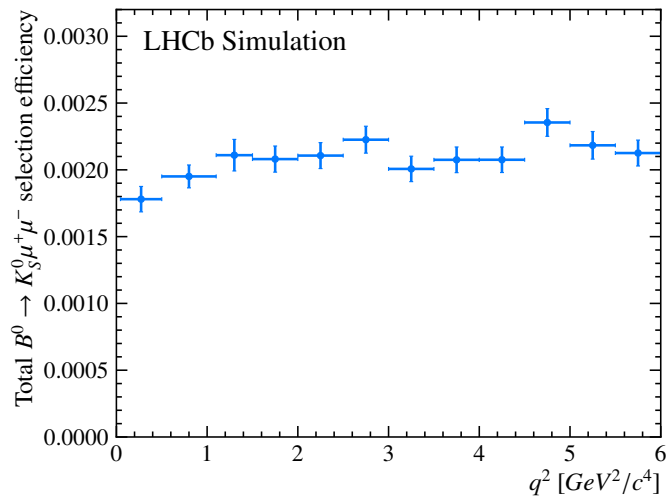
Yields of control modes extracted using maximum likelihood fits:

- Resolution improved by constraining J/ψ and K_S^0 mass
- Parameters of control mode PDFs determined from simulation with mean mass and mass resolution allowed to float in fit to data

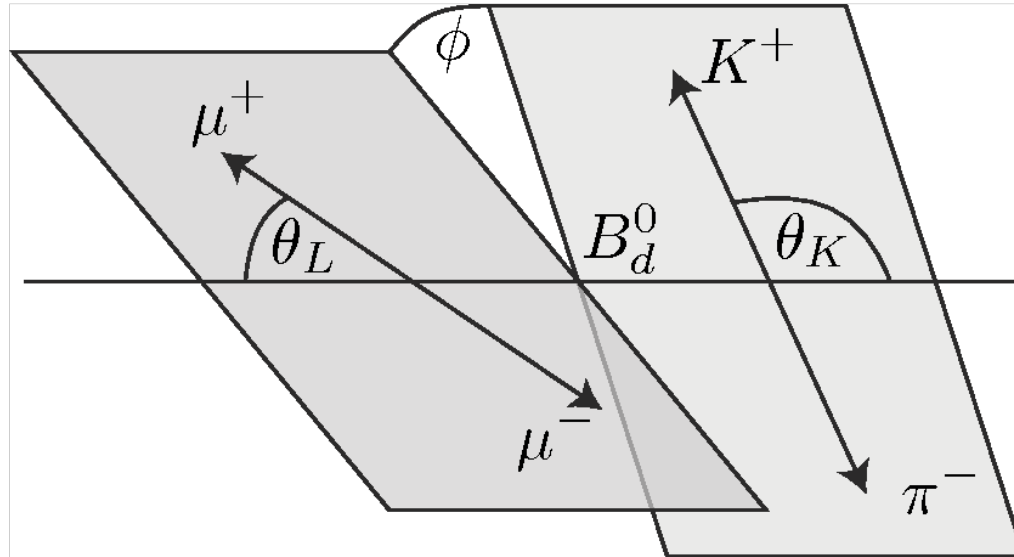


| Decay | Yield |
|--|-------------------|
| $B^0 \rightarrow J/\psi(\mu^+\mu^-)K_S^0$ | $118,750 \pm 360$ |
| $B^0 \rightarrow J/\psi(e^+e^-)K_S^0$ | $21,080 \pm 170$ |
| $B^+ \rightarrow J/\psi(\mu^+\mu^-)K^{*+}$ | $75,420 \pm 290$ |
| $B^+ \rightarrow J/\psi(e^+e^-)K^{*+}$ | $14,330 \pm 170$ |

Efficiencies



Angular Distributions



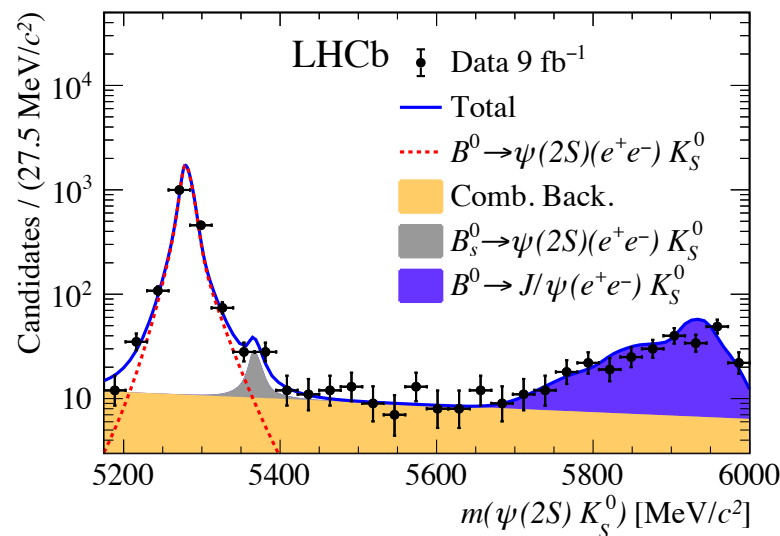
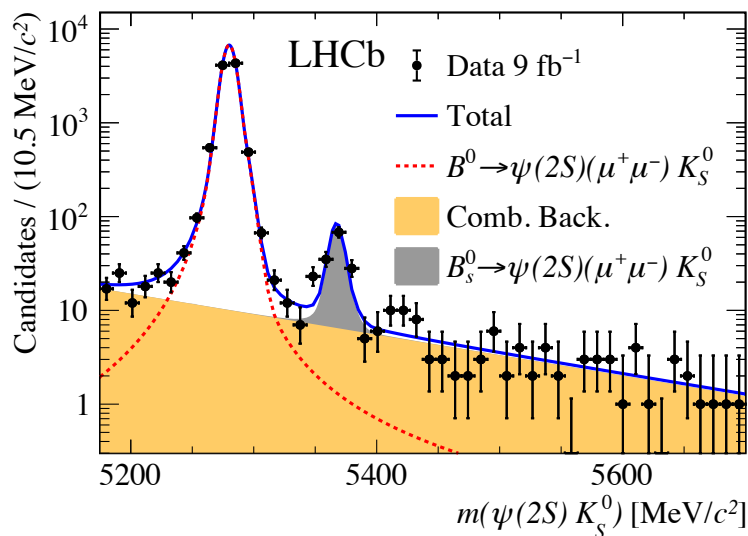
$$\frac{1}{d(\Gamma + \bar{\Gamma})/dq^2} \left. \frac{d^4(\Gamma + \bar{\Gamma})}{dq^2 d\vec{\Omega}} \right|_P = \frac{9}{32\pi} \left[\frac{3}{4} (1 - F_L) \sin^2 \theta_K + F_L \cos^2 \theta_K + \frac{1}{4} (1 - F_L) \sin^2 \theta_K \cos 2\theta_l \right. \\ \left. - F_L \cos^2 \theta_K \cos 2\theta_l + S_3 \sin^2 \theta_K \sin^2 \theta_l \cos 2\phi + S_4 \sin 2\theta_K \sin 2\theta_l \cos \phi + S_5 \sin 2\theta_K \sin \theta_l \cos \phi \right. \\ \left. + \frac{4}{3} A_{FB} \sin^2 \theta_K \cos \theta_l + S_7 \sin 2\theta_K \sin \theta_l \sin \phi + S_8 \sin 2\theta_K \sin 2\theta_l \sin \phi + S_9 \sin^2 \theta_K \sin^2 \theta_l \sin 2\phi \right]$$

Validation



Method validated by measuring double ratio:

$$R_{\psi(2S)K^{(*)}}^{-1} = \frac{N(B \rightarrow \psi_{2S}(e^+e^-)K^{(*)})}{N(B \rightarrow \psi_{2S}(\mu^+\mu^-)K^{(*)})} \frac{N(B \rightarrow J/\psi(\mu^+\mu^-)K^{(*)})}{N(B \rightarrow J/\psi(e^+e^-)K^{(*)})} \cdot \frac{\epsilon(B \rightarrow \psi_{2S}(\mu^+\mu^-)K^{(*)})}{\epsilon(B \rightarrow \psi_{2S}(e^+e^-)K^{(*)})} \frac{\epsilon(B \rightarrow J/\psi(e^+e^-)K^{(*)})}{\epsilon(B \rightarrow J/\psi(\mu^+\mu^-)K^{(*)})}$$



Finding:

$$R_{\psi(2S)K_S^0}^{-1} = 1.014 \pm 0.030 \text{ (stat.)} \pm 0.020 \text{ (syst.)}$$

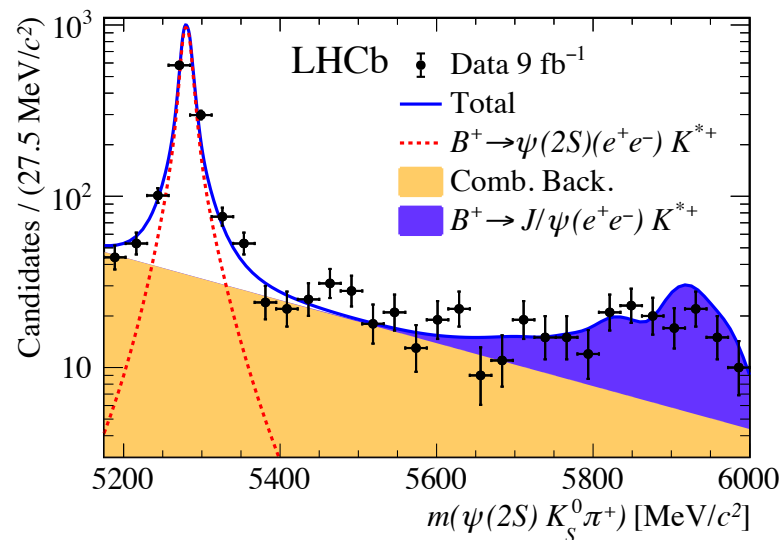
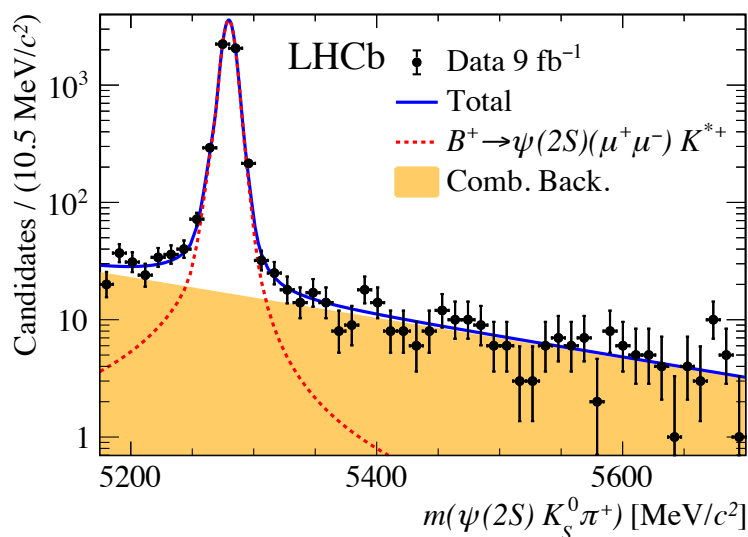
Consistent with unity.

Validation



Method validated by measuring double ratio:

$$R_{\psi(2S)K^{(*)}}^{-1} = \frac{N(B \rightarrow \psi_{2S}(e^+e^-)K^{(*)})}{N(B \rightarrow \psi_{2S}(\mu^+\mu^-)K^{(*)})} \frac{N(B \rightarrow J/\psi(\mu^+\mu^-)K^{(*)})}{N(B \rightarrow J/\psi(e^+e^-)K^{(*)})} \cdot \frac{\epsilon(B \rightarrow \psi_{2S}(\mu^+\mu^-)K^{(*)})}{\epsilon(B \rightarrow \psi_{2S}(e^+e^-)K^{(*)})} \frac{\epsilon(B \rightarrow J/\psi(e^+e^-)K^{(*)})}{\epsilon(B \rightarrow J/\psi(\mu^+\mu^-)K^{(*)})}$$



Finding:

$$R_{\psi(2S)K^{*+}}^{-1} = 1.017 \pm 0.045 \text{ (stat.)} \pm 0.023 \text{ (syst.)}$$

Consistent with unity.

Results: Combination



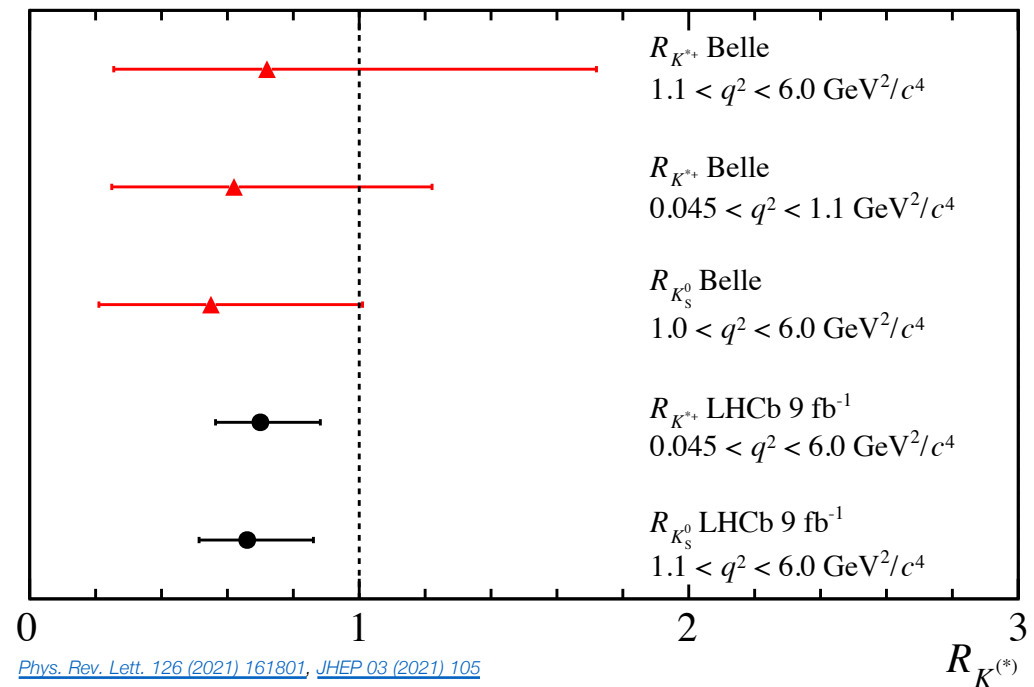
Two results combined to evaluate total significance with respect to the SM:

- Fit for Wilson Coefficients using Flavio [\[arxiv:1810.08132\]](https://arxiv.org/abs/1810.08132)
- Float $C_9^{bs\mu\mu} = -C_{10}^{bs\mu\mu}$ (LFU ratios cannot disentangle C_9 and C_{10})

Combined significance = 2σ

Best fit value:

$$C_9^{bs\mu\mu} = -0.8^{+0.4}_{-0.3}$$



Effective lifetime – control fit

