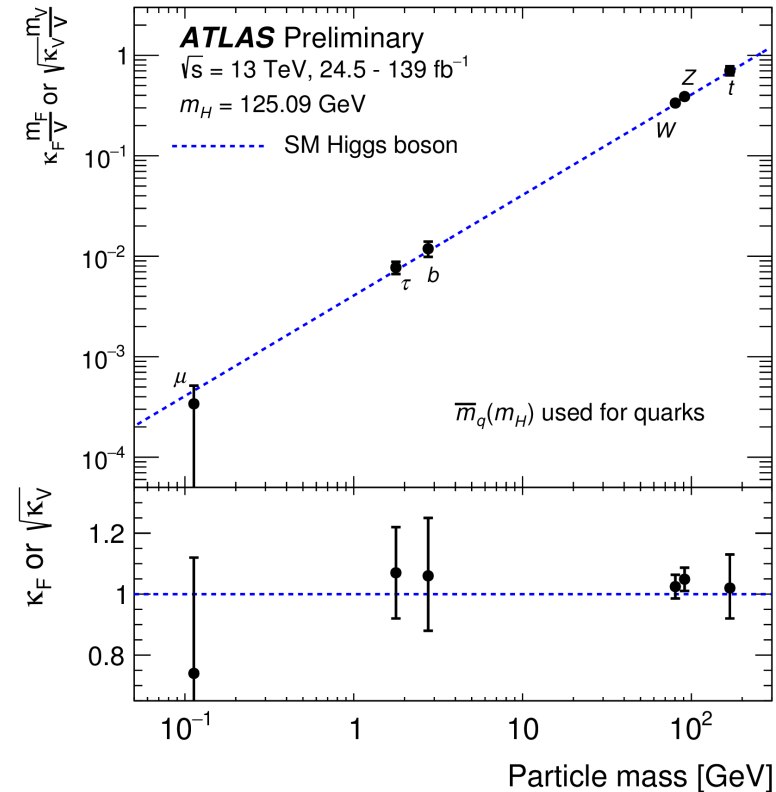



Test of Lepton Flavour Universality with ATLAS

G. Borissov,
Lancaster University, UK

Seminar at Warwick, 29 October 2020

- In the Standard Model (SM) the coupling of all charged leptons (electron, muon, tauon) with W boson is the same
- This assumption is known as Lepton Flavour Universality (LFU)
- The only difference between the leptons is due to their mass
 - the coupling of leptons to the Higgs boson is different





LFU tests at low energy

- At low energy, the decays of tauon provide a stringent test of LFU
- It is expressed as the ratio of coupling constants (g_{l1}/g_{l2}) of leptons $l1$ and $l2$ to W boson
 - $g_{\mu}/g_e = 1.0018 \pm 0.0014$ (from the ratio $\Gamma(\tau \rightarrow \mu\nu\bar{\nu})/\Gamma(\tau \rightarrow e\nu\bar{\nu})$)
 - $g_{\tau}/g_e = 1.0011 \pm 0.0015$ (from the ratio $\Gamma(\tau \rightarrow \mu\nu\bar{\nu})/\Gamma(\mu \rightarrow e\nu\bar{\nu})$)
 - $g_{\tau}/g_{\mu} = 1.0018 \pm 0.0014$ (from the ratio $\Gamma(\tau \rightarrow e\nu\bar{\nu})/\Gamma(\mu \rightarrow e\nu\bar{\nu})$)

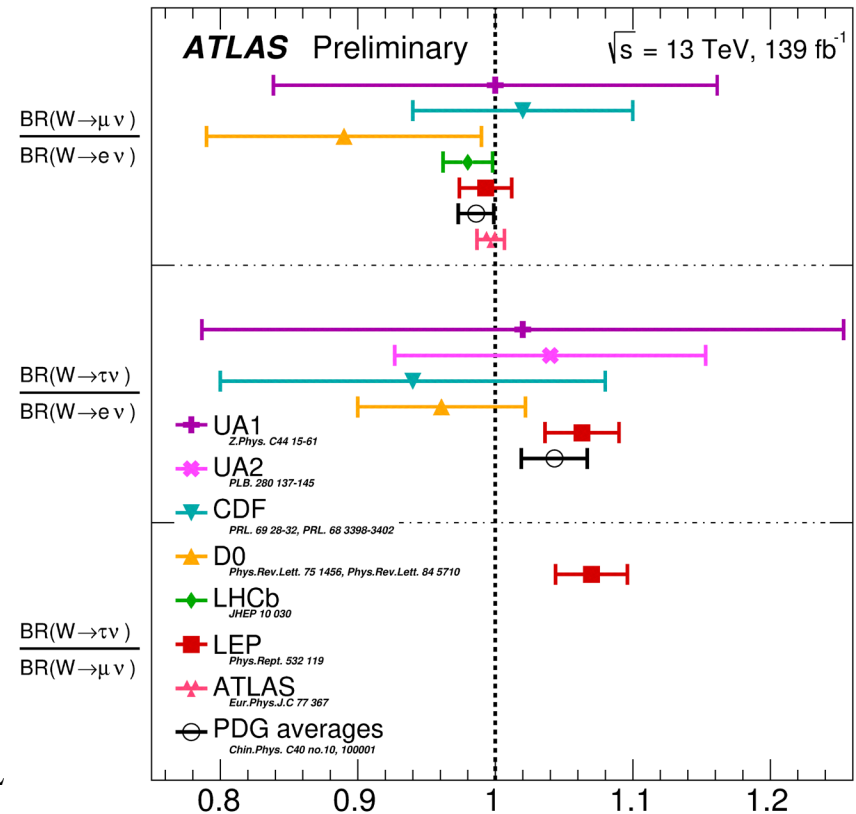
- LFU is also tested in the decays $W \rightarrow l\bar{\nu}$
 - The measurements are performed at LEP and at LHC (for g_μ/g_e)
- The uncertainty of the measurements is large, especially for the coupling of τ

$$\frac{g_\mu^2}{g_e^2} = \frac{\Gamma(W \rightarrow \mu\bar{\nu})}{\Gamma(W \rightarrow e\bar{\nu})} = 0.996 \pm 0.008$$

$$\frac{g_\tau^2}{g_e^2} = \frac{\Gamma(W \rightarrow \tau\bar{\nu})}{\Gamma(W \rightarrow e\bar{\nu})} = 1.043 \pm 0.024$$

$$\frac{g_\tau^2}{g_\mu^2} = \frac{\Gamma(W \rightarrow \tau\bar{\nu})}{\Gamma(W \rightarrow \mu\bar{\nu})} = 1.070 \pm 0.026$$

- There is a mild tension with the SM in the τ measurements
 - $\sim 2.7 \sigma$ for g_τ/g_μ

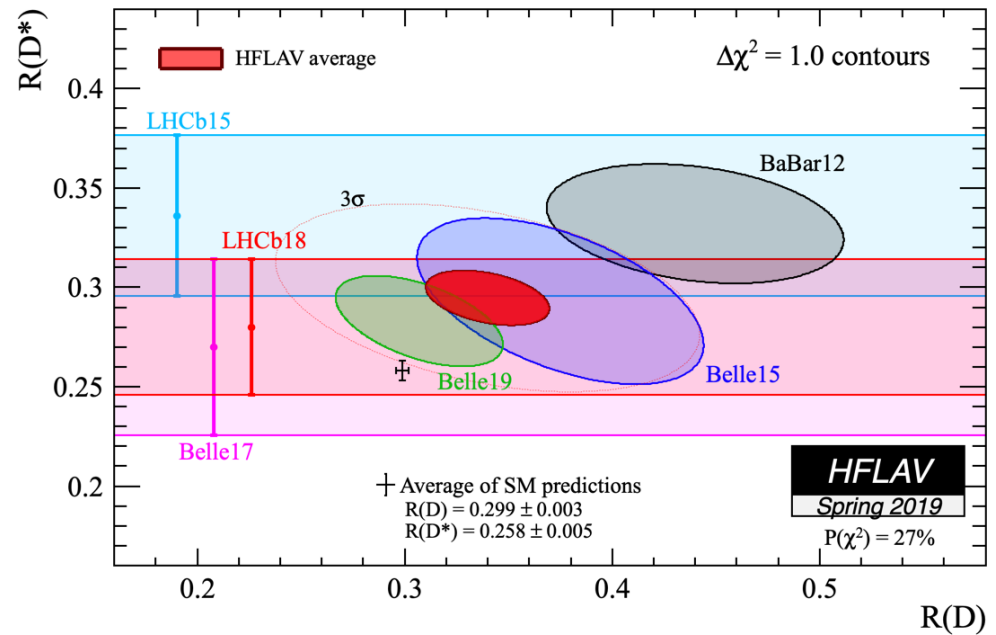



- Combination of B -factories and LHCb results indicate a possible violation of LFU in B -hadron decays

- Large discrepancy in the ratio

$$R(D^{(*)}) = \frac{\text{Br}(B \rightarrow D^{(*)} \tau \nu)}{\text{Br}(B \rightarrow D^{(*)} \mu \nu)}$$

- Latest combination by HFLAV shows $\sim 3.1\sigma$ deviation from the SM expectation
- Some inconsistency between the experimental results can also be noticed



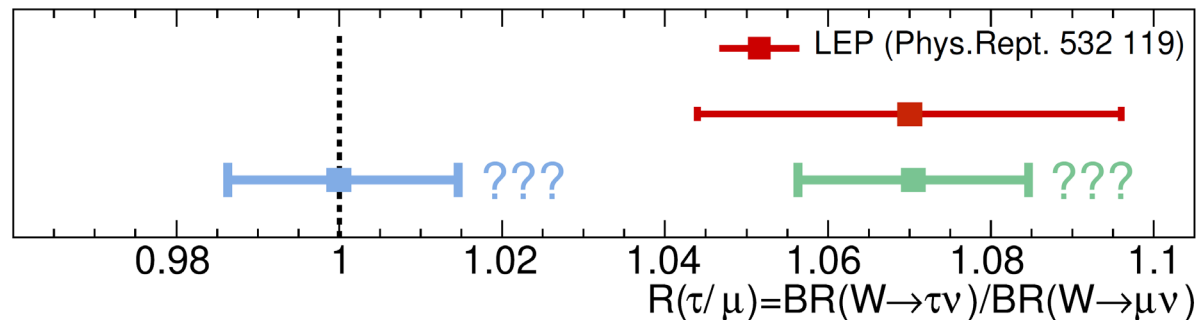



Conclusive test of LFU

- A possible violation of LFU observed at LEP prompts a task of

Measuring $R(\tau/\mu) = \Gamma(W \rightarrow \tau\bar{\nu})/\Gamma(W \rightarrow \mu\bar{\nu})$
with $\sim 1\%$ precision

- Measuring the same value of $R(\tau/\mu)$ as at LEP with the precision of $\sim 1\%$ would be a definitive confirmation of LFU violation
- It would be an unambiguous discovery of physics beyond the SM



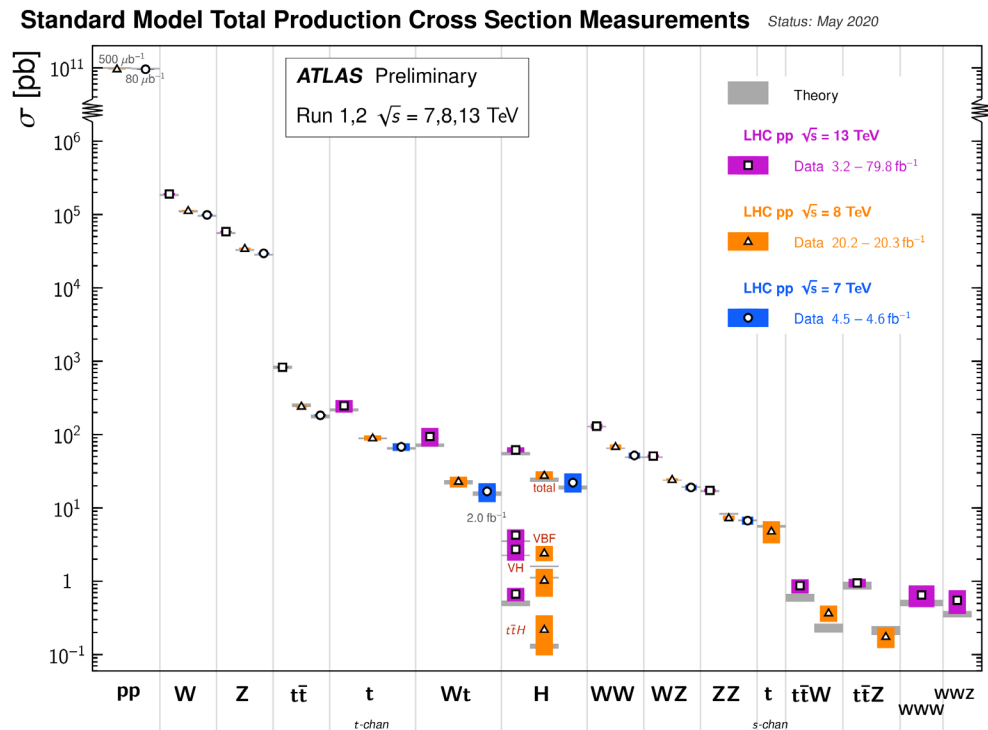



Conclusive test of LFU

- For a long time it was thought that this level of precision is impossible to achieve at hadron colliders
 - large background
 - large uncertainties in the selection efficiency

The new ATLAS result, which will be presented here, disproves this belief

- The test of LFU is performed using the top quark decays
 - Huge production cross section of $t\bar{t}$ pairs
 - More than 100 million $t\bar{t}$ pairs are produced at $\sqrt{s} = 13$ TeV
 - Selection of $t\bar{t}$ is relatively simple and clean
- Each top quark decays mainly as $t \rightarrow Wb$
- there are two W bosons in each event






Tag-and-probe method

- One W boson is used to select events
- The second W boson is used to measure $R(\tau/\mu)$
- We use the decay $\tau \rightarrow \mu\nu\bar{\nu}$ and measure


$$\frac{\text{Br}(W \rightarrow \tau(\rightarrow \mu\nu\bar{\nu})\nu)}{\text{Br}(W \rightarrow \mu\nu)}$$

- $\text{Br}(\tau \rightarrow \mu\nu\bar{\nu}) = (17.39 \pm 0.04)\%$ is known with small uncertainty
- the same particles (a muon) in the final state
- Many uncertainties cancel in the ratio
 - jet reconstruction, flavour tagging,
 - uncertainties related to the tag W selection (trigger, efficiency, identification)



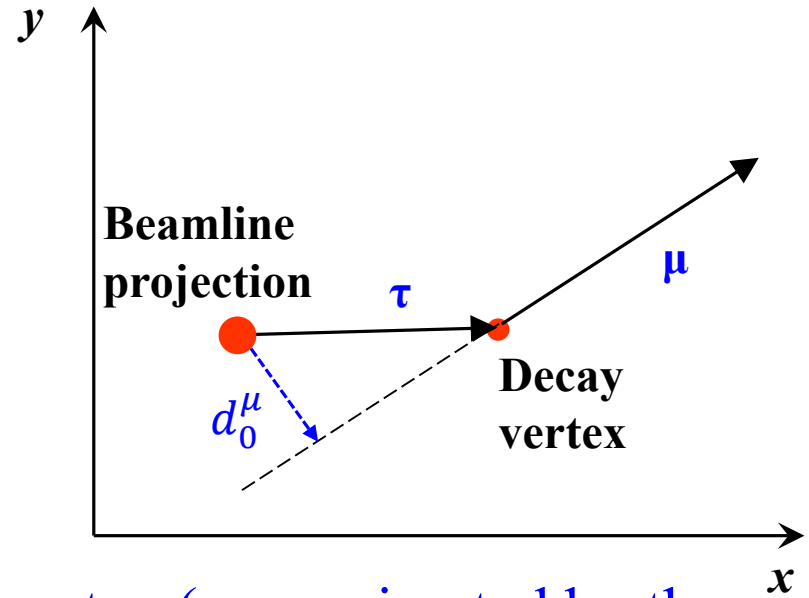
Event selection


- Standard selection of $t\bar{t}$ events with both top quarks decaying semileptonically $t \rightarrow l\nu b$
 - require two isolated opposite charge leptons ($e\mu$ or $\mu\mu$ pairs)
 - the tag lepton (electron or muon) is selected with a single lepton trigger
 - the probe lepton must be a muon with $p_T^\mu > 5$ GeV
 - require two b -tagged jets
 - For $(\mu\mu)$ events apply the Z^0 veto
 - remove events with $85 < M(\mu\mu) < 95$ GeV
- Fraction of background events is 0.9% in $e\mu$ and 8% in $\mu\mu$ samples
 - Larger fraction of background in $\mu\mu$ events is due to Drell-Yan di-muon production



Muon impact parameter

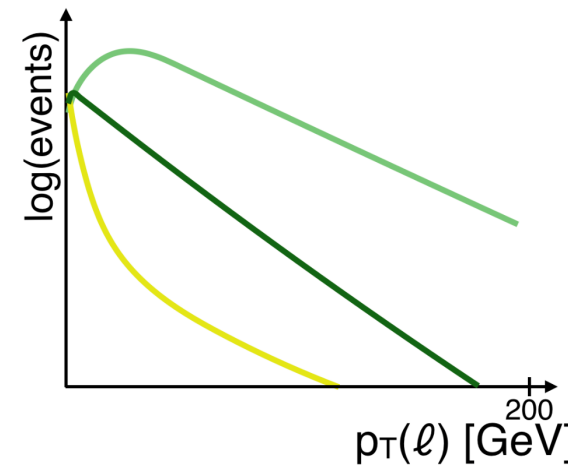
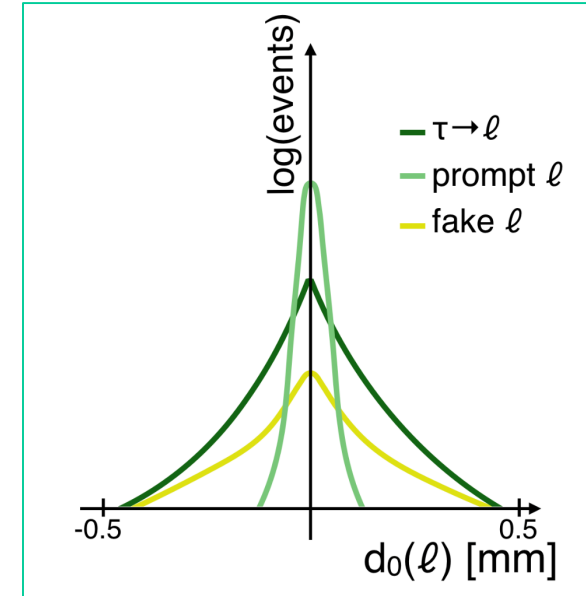
- Muon impact parameter, d_0^μ , is the most essential variable of this analysis
- d_0^μ is defined as the distance of closest approach of a charged track to the beam line in the transverse plane
- For particles produced in the primary vertex (approximated by the beamline projection) d_0^μ is zero
- For the decay products of long-living particles (like muons from $\tau \rightarrow \mu\nu\bar{\nu}$ decay) it is non-zero
- Measuring d_0^μ with respect to the beamline makes its definition process-independent



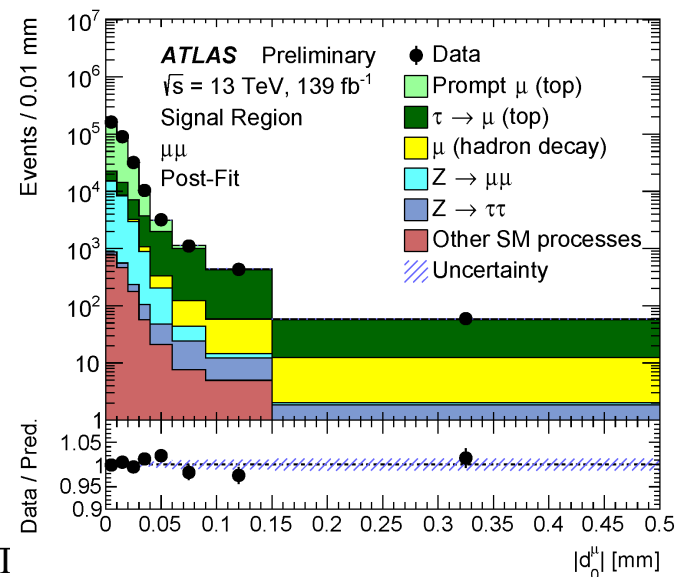
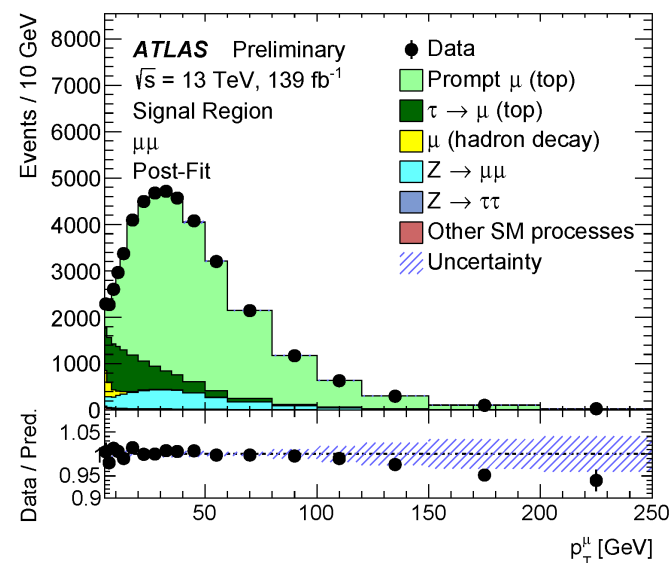



Separation of τ and μ

- Compared to prompt muons from W decay, muons from τ decay have on average
 - larger impact parameter d_0^μ
 - smaller transverse momentum p_T^μ
- We exploit these differences to separate τ and μ
 - perform a 2D fit of the probe muon $|d_0^\mu|$ and p_T^μ
 - Extract $R(\tau/\mu)$ and the total number of $t\bar{t}$ events



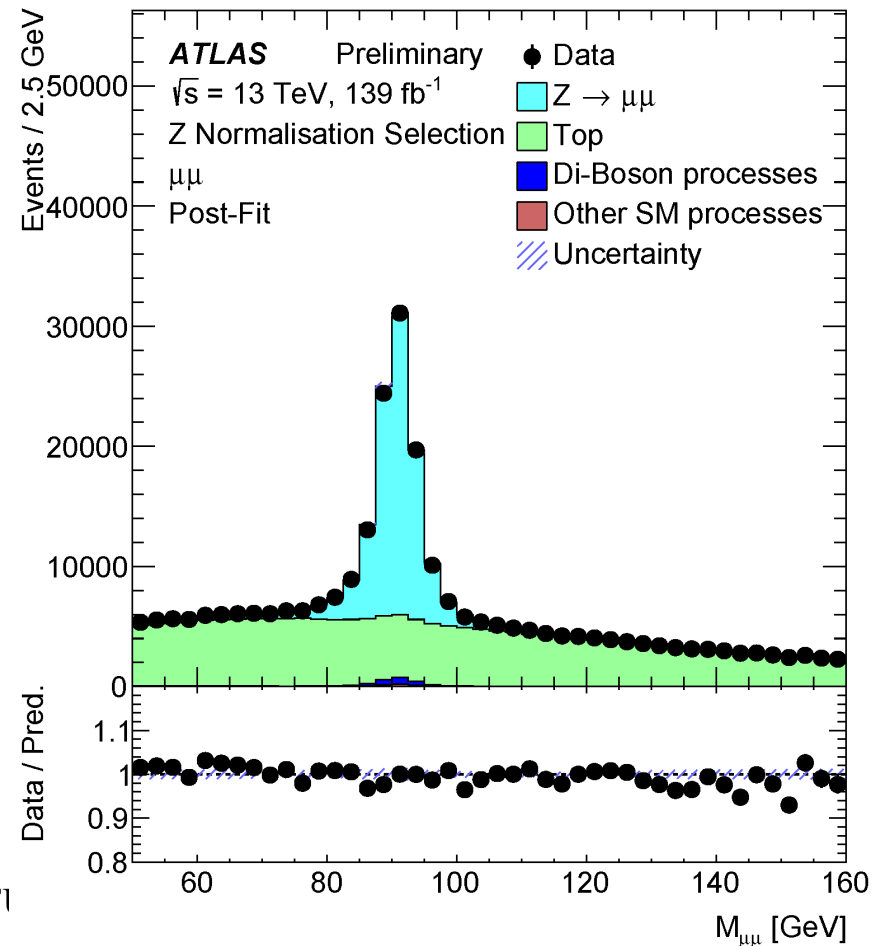
- Sources of muons:
 - Prompt muons from $t \rightarrow \mu\nu b$ events
 - Muons from $t \rightarrow \tau\nu b \rightarrow \mu\nu\nu b$
 - Muons from hadron decay
 - Muons from $Z \rightarrow \mu\mu$ (tails) and $Z \rightarrow \tau\tau$
- The fractions of $t \rightarrow \mu\nu b$ and $t \rightarrow \tau\nu b \rightarrow \mu\nu\nu b$ are floating parameters in the fit
- The fractions of $Z \rightarrow \mu\mu$ (tails) and $Z \rightarrow \tau\tau$ are measured separately
- The fraction of muons from hadron decay is estimated using data with some input from MC






Z^0 background

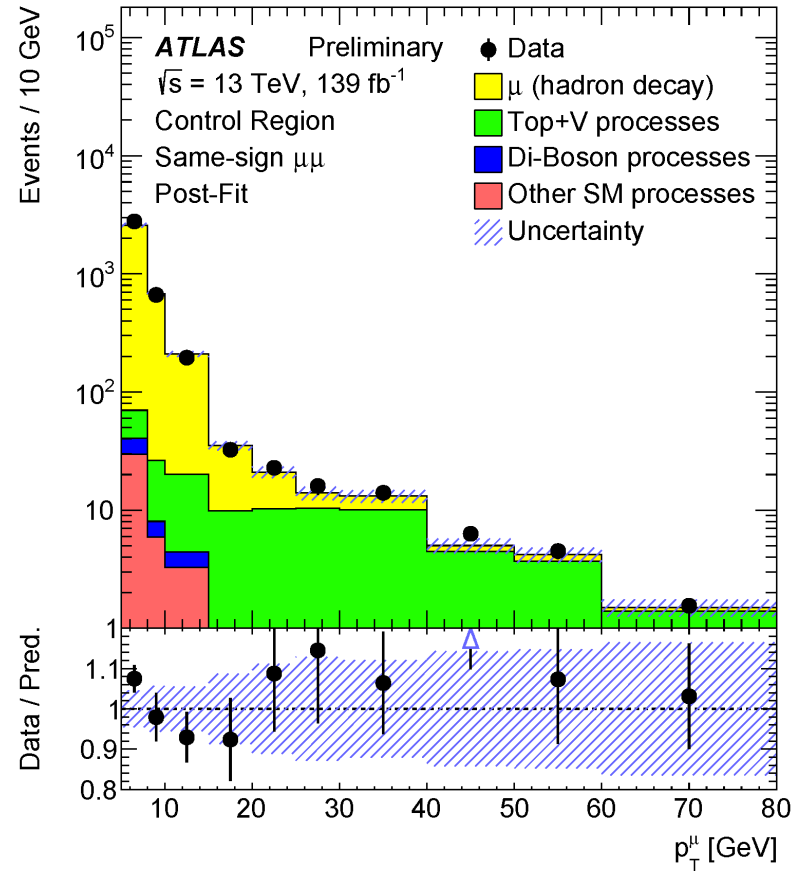
- $(Z \rightarrow \mu\mu) + b\bar{b}$ events contribute to $\mu\mu$ sample even though we veto events in Z^0 peak
- Normalisation of this background is obtained from data
 - Selection is the same as for the main analysis except we do not apply the Z^0 veto
- Fit $m(\mu\mu)$ with
 - BW \oplus Gaussian for Z^0 peak
 - Polynomial for background
- Scale factor for this background is obtained as the ratio data/MC of events in the Z^0 peak: 1.36 ± 0.01





Muons from hadron decay

- The most significant background at large $|d_0^\mu|$
 - Mainly comes from b - and c -hadron decay
- Normalisation of this contribution is taken from simulation with an additional scale factor applied
- Scale factor is determined using the events with the same-sign (SS) leptons ($e\mu$ or $\mu\mu$)
 - Number of muons from hadron decay is close in SS and opposite sign (OS) sample (contrary to muons from $t\bar{t}$ events)
- Extrapolation from SS to OS is done using simulation



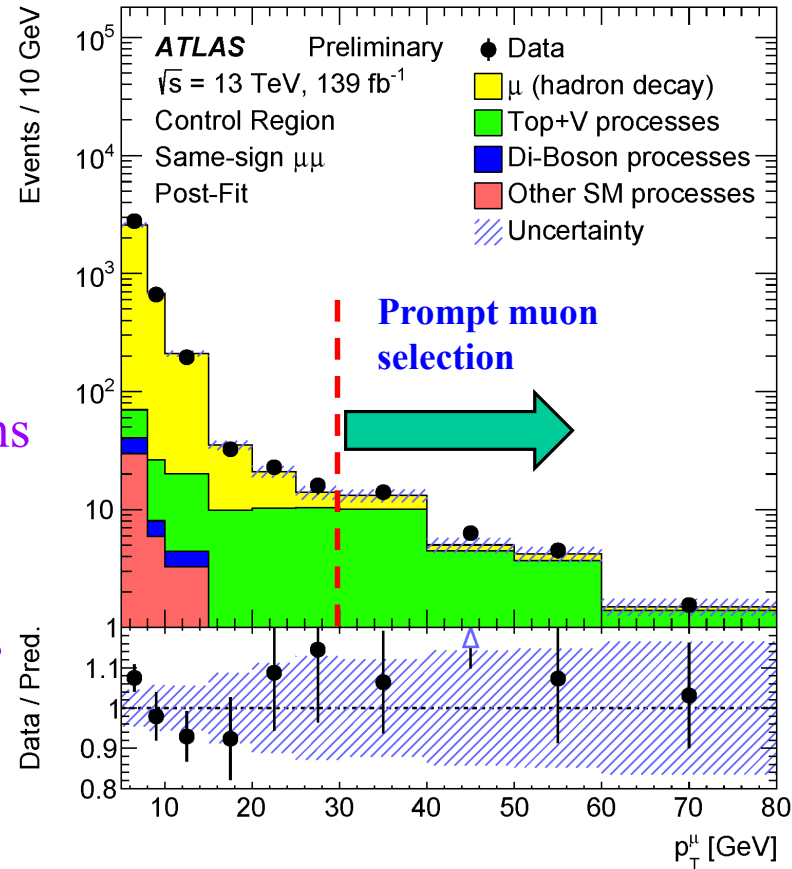
- Contribution to SS sample comes from
 - muons from hadron decay (small p_T)
 - prompt muons, mainly Top+V (high p_T)


- Procedure to measure the scale factor

- Determine the scale factor for prompt muons as the ratio of data/MC events with $p_T^\mu > 30$ GeV
- Subtract from the number of SS data events the scaled contribution of prompt muons
 - this gives $N_{h \rightarrow \mu}^{data}$ – estimated number of SS muons from hadron decay in data

- Scale factor of muons from hadron decay is computed as $N_{h \rightarrow \mu}^{data} / N_{h \rightarrow \mu}^{MC}$


- Scale factors: 1.39 ± 0.13 ($e\mu$ channel) and 1.37 ± 0.07 ($\mu\mu$)





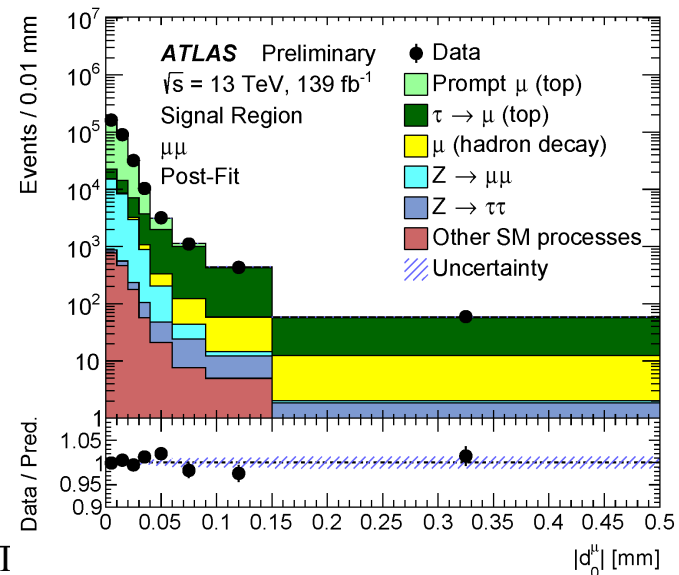
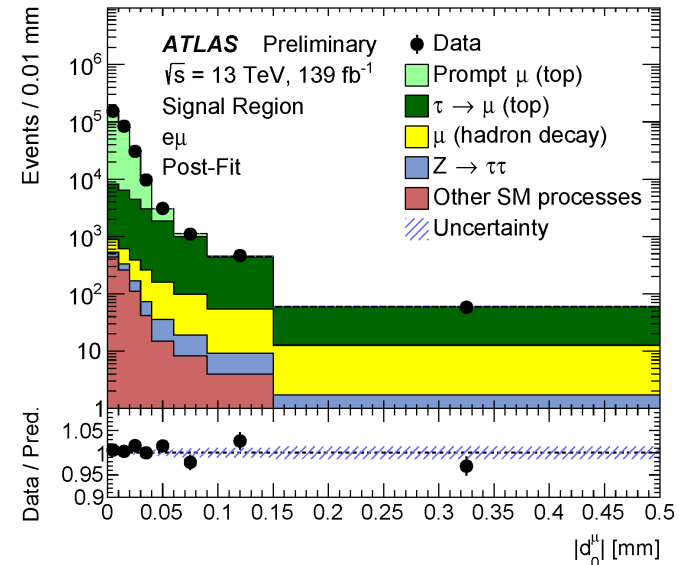
Muons from hadron decay


- Systematic uncertainty on the scale factor comes from
 - Limited size of the SS sample: $e\mu - 4\%$; $\mu\mu - 4\%$
 - MC modelling: $e\mu - 8\%$; $\mu\mu - 3\%$
 - Subtraction of prompt component: $e\mu - 1\%$; $\mu\mu - 1\%$



d_0^μ templates


- In the fit we use the d_0^μ templates for each source
 - Templates for prompt muons ($t \rightarrow \mu\nu b$ and $Z \rightarrow \mu\mu$ tails) are taken from data
 - Templates for muons from τ decay and from hadron decays are taken from simulation
 - The associated systematic uncertainties are among the most important for the analysis





d_0^μ templates of prompt muons

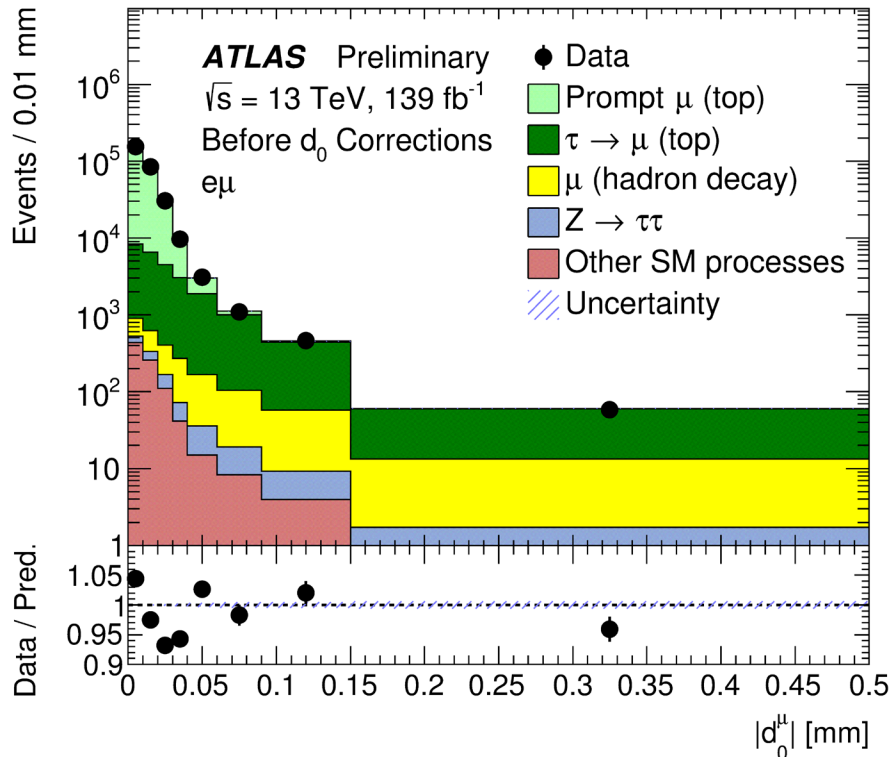
- Build d_0^μ templates of prompt muons using $Z \rightarrow \mu\mu$ events
 - These muons originate from primary vertex like muons in $t \rightarrow \mu\nu b$ decay
- $Z \rightarrow \mu\mu$ selection
 - Opposite-charge muons
 - No b -tagged jets
 - $85 < M(\mu\mu) < 100$ GeV
 - Very high purity of prompt muons $\sim 99.9\%$
- Procedure
 - Determine d_0^μ distribution in data separately in 33 kinematic bins in p_T^μ and $|\eta^\mu|$
 - Subtract a small contribution of non-prompt muons (mainly $Z \rightarrow \tau\tau$) using MC



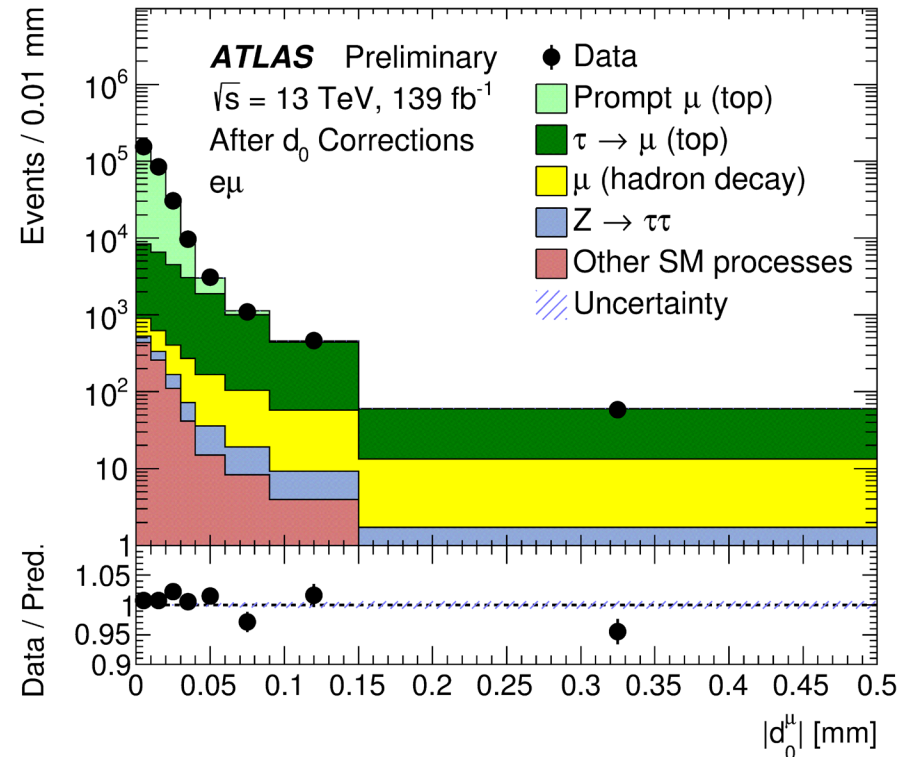
d_0^μ templates of prompt muons


- Considerable improvement in the agreement between data and MC after using d_0^μ templates of prompt muons from $Z \rightarrow \mu\mu$ events

Before




After





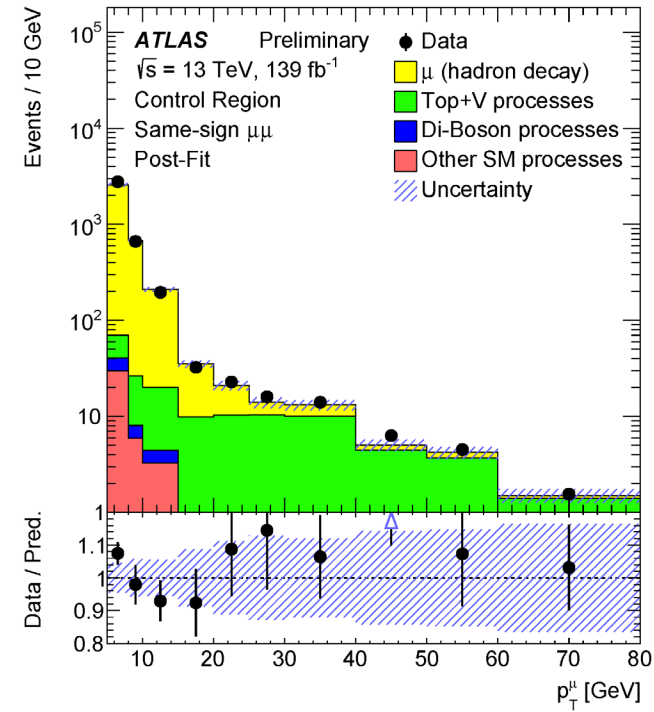
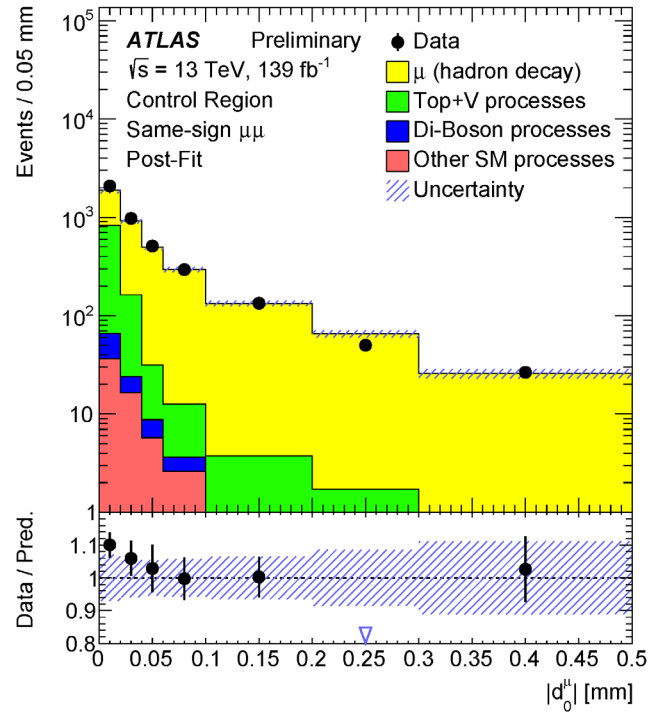
Corrections to the templates

- In MC the d_0^μ distribution in each kinematic bin differs between $Z \rightarrow \mu\mu$ and $t \rightarrow \mu\nu b$ events
 - different hadronic environment
 - small differences in kinematics within each kinematic bin
- This difference is taken as the systematic uncertainty
 - separate uncertainty for the core and the tail of d_0^μ distribution



Templates for Muons from hadron decay

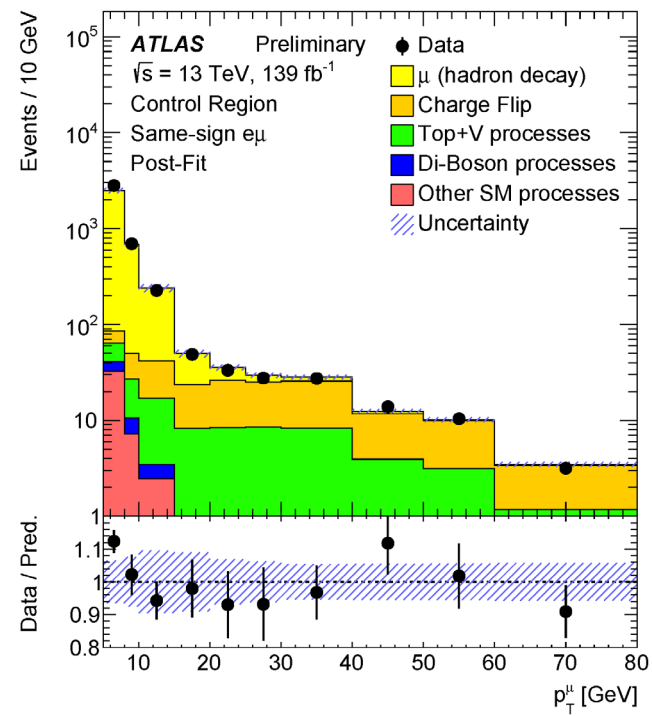
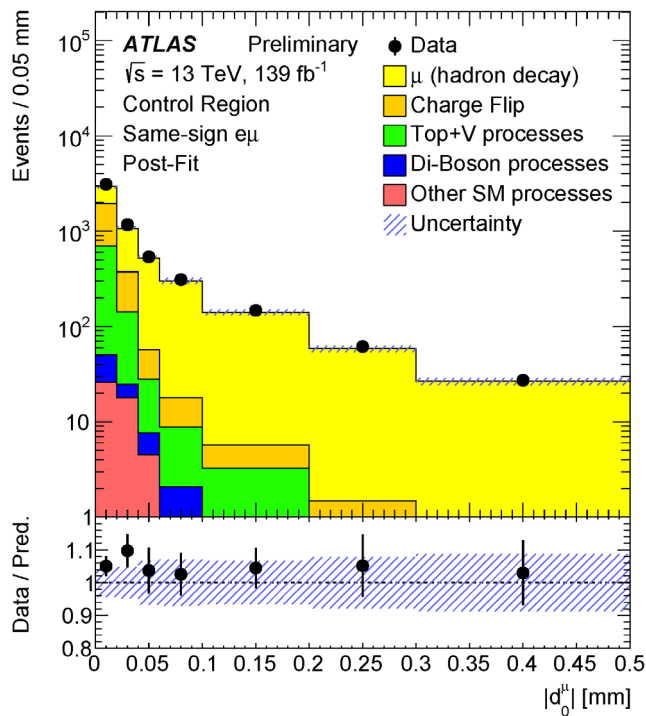
- Data and MC agree well both for $|d_0^\mu|$ and p_T^μ distributions
- In the analysis, $|d_0^\mu|$ and p_T^μ distributions of muons from hadron decay are taken from simulation
- The study with SS events gives confidence that these distributions are well modelled
- The modelling is additionally verified in OS events by selecting a subset of the signal events in a background-dominated region






Templates for Muons from hadron decay

- Data and MC agree well both for $|d_0^\mu|$ and p_T^μ distributions
- In the analysis, $|d_0^\mu|$ and p_T^μ distributions of muons from hadron decay are taken from simulation
- The study with SS events gives confidence that these distributions are well modelled
- The modelling is additionally verified in OS events by selecting a subset of the signal events in a background-dominated region

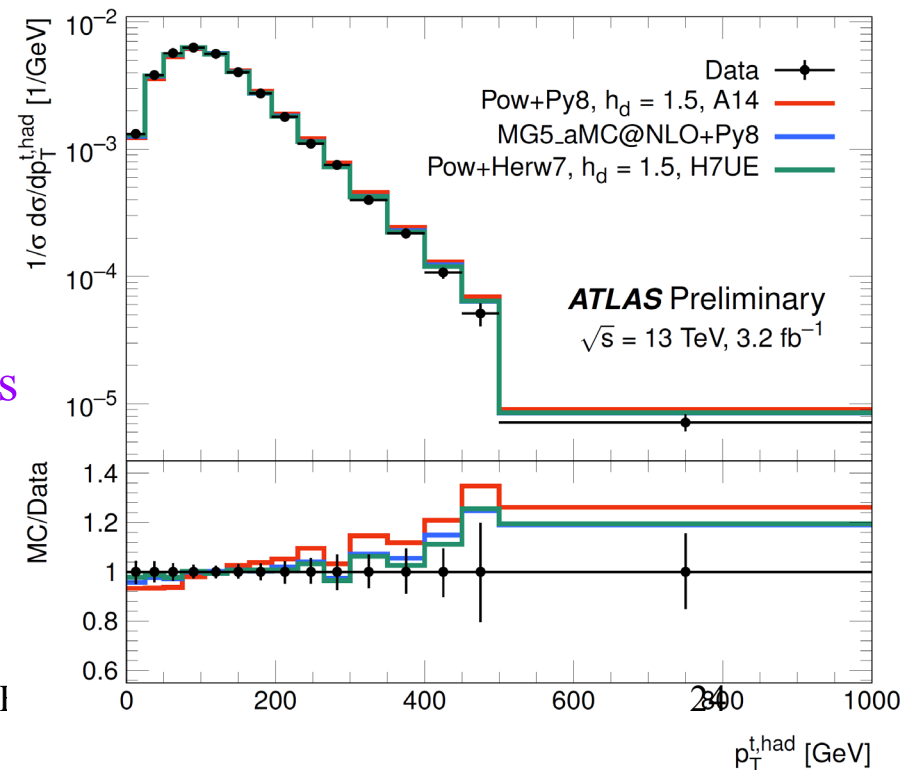





Systematic uncertainties

- Efficiency of muon reconstruction and identification is measured in data using tag-and-probe method
 - together with the corresponding systematic uncertainties
- Obtained scale factors are p_T -dependent and affect differently prompt muons and $\tau \rightarrow \mu$
- MC generator uncertainties are obtained by varying different generator components
 - Amount of initial state radiation
 - Factorisation and renormalisation scales
 - Powheg h_{damp} parameter
 - NNLO reweighting
 - Parton shower and hadronisation

[ATL-PHYS-PUB-2018-009]

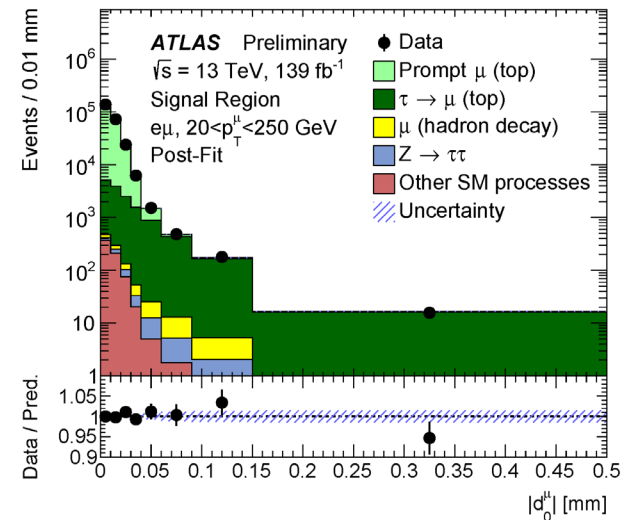
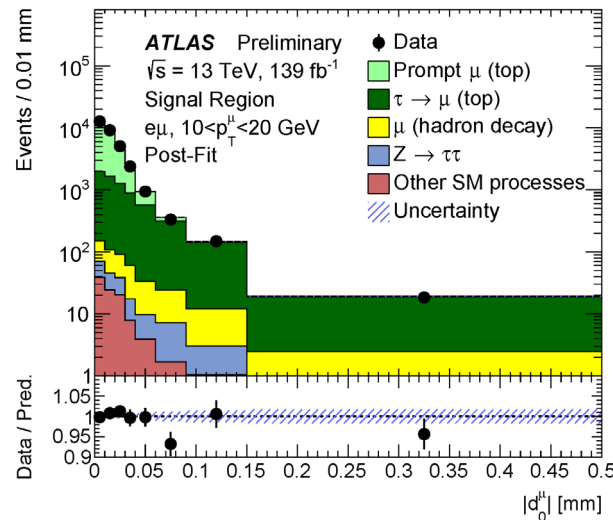
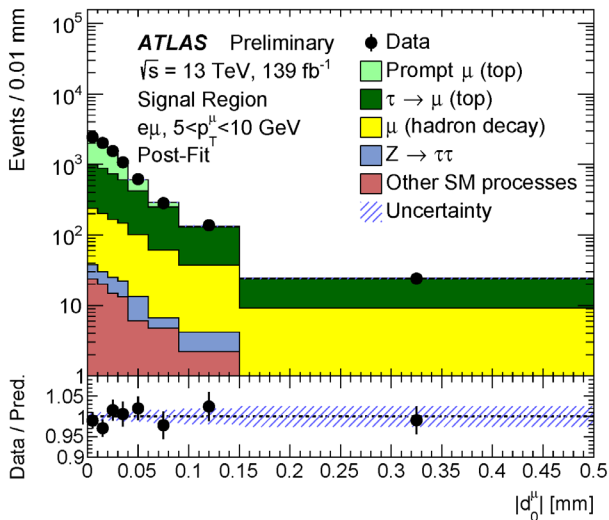




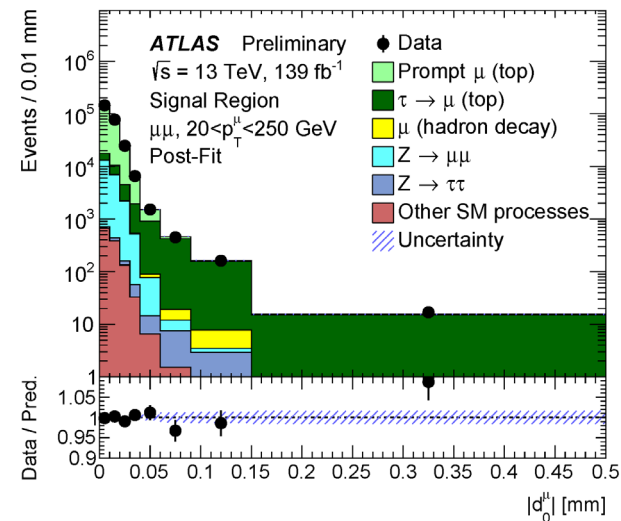
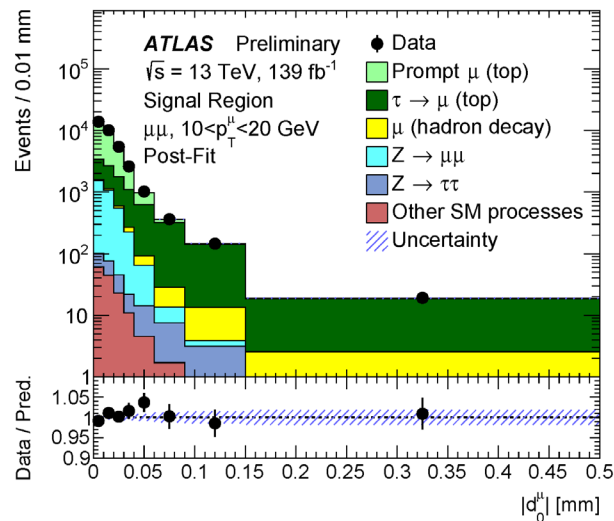
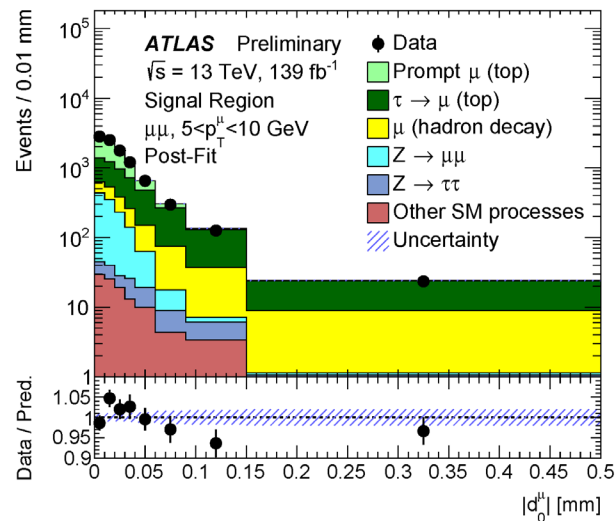
Fit Model

- $R(\tau/\mu)$ is obtained from the profile likelihood fit in 2D
 - Three bins in p_T^μ : [5, 10, 20, 250] GeV
 - Eight bins in $|d_0^\mu|$: [0., 0.01, 0.02, 0.03, 0.04, 0.06, 0.09, 0.15, 0.50] mm
 - Two channels ($e\mu$ and $\mu\mu$) are fitted simultaneously
 - 48 bins in total
- Two free parameters in the fit
 - a constant scaling factor applied to prompt muons and $\tau \rightarrow \mu$ from $t\bar{t}$ and Wt events
 - $R(\tau/\mu)$ applied to $\tau \rightarrow \mu$ component

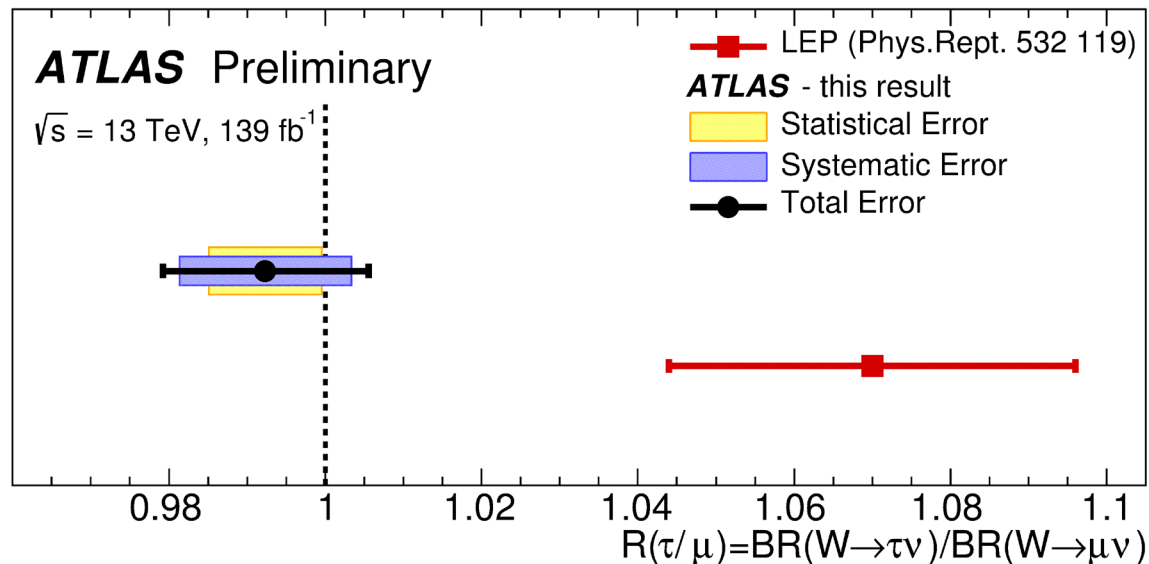
- Excellent agreement between data and MC after the fit
 - Larger background of muons from hadron decay at small p_T^μ
 - Higher sensitivity to $R(\tau/\mu)$ at large p_T^μ




- Excellent agreement between data and MC after the fit
 - Larger background of muons from hadron decay at small p_T^μ
 - Higher sensitivity to $R(\tau/\mu)$ at large p_T^μ



- The measured value is
 - $R(\tau/\mu) = 0.992 \pm 0.007(\text{stat}) \pm 0.011(\text{syst})$
 - good agreement with the SM
 - does not agree to the LEP measurement
- The most precise measurement of this ratio to date



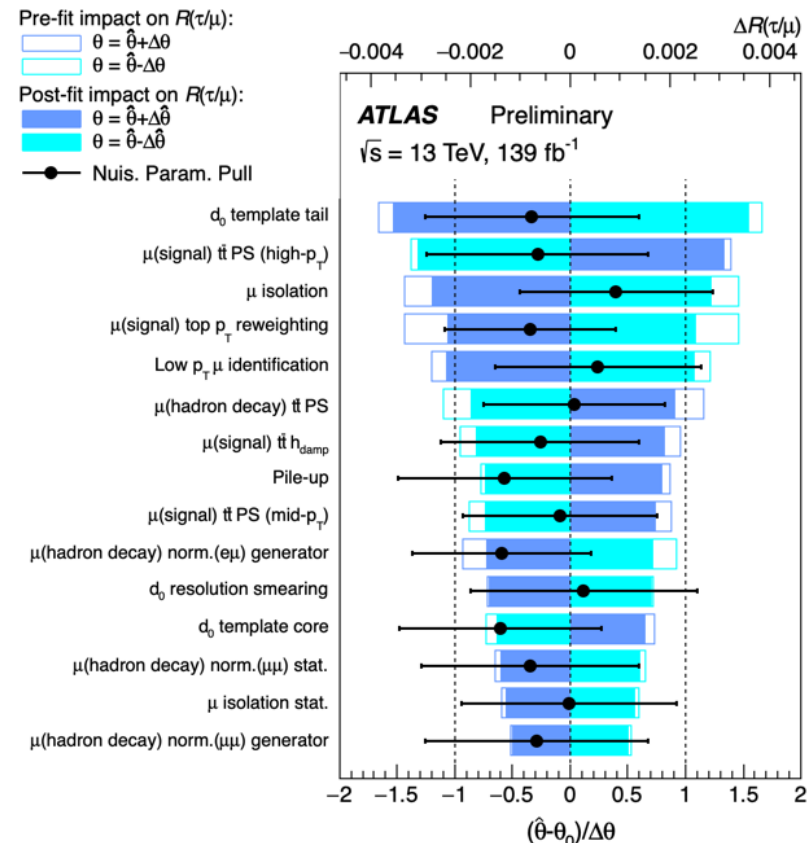



Uncertainties

- The systematic uncertainty is dominating
- Main contributions:
 - $|d_0^\mu|$ template
 - $t\bar{t}$ modelling
 - modelling of μ from hadron decay
 - Muon reconstruction and identification

Uncertainty group	$\Delta R(\tau/\mu)$
Data statistics	0.007
Systematics total	0.011
- Data-driven backgrounds	0.005
- Theory	0.006
- Instrumental	0.007
- Normalisation factors	<0.001
- Limited MC statistics	0.002
- $BR(W \rightarrow \tau\nu \rightarrow \mu\nu\nu\nu)$	0.002
Total uncertainty	0.013

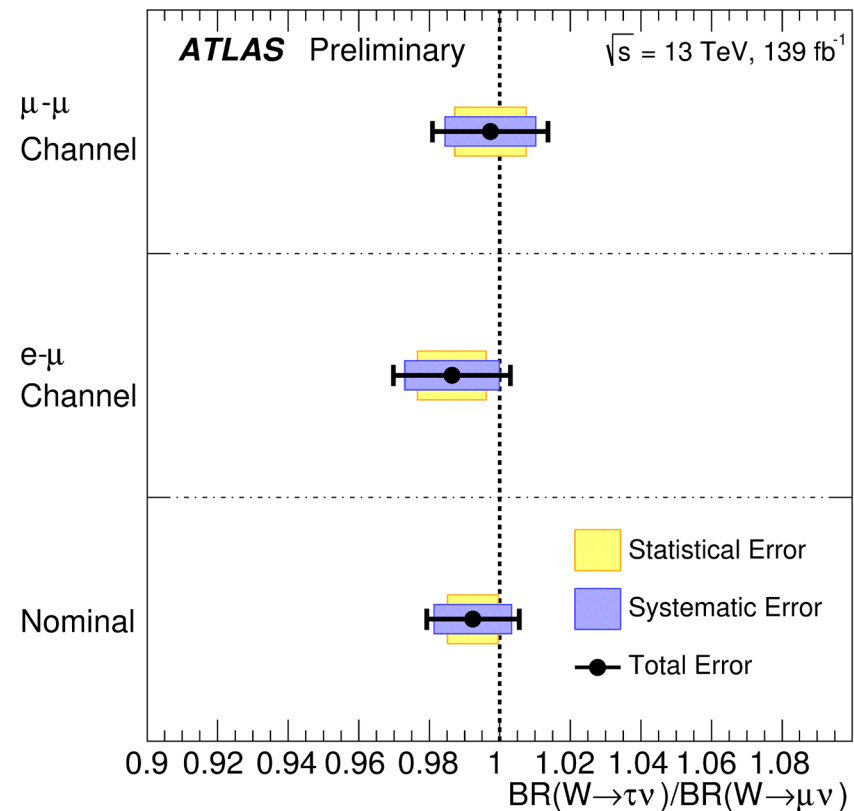
Test of LFU






Consistency checks

- Several consistency checks were performed by repeating the analysis in different sub-samples
 - different years (2015-16, 2017, 2018)
 - $e\mu$ or $\mu\mu$ channels
 - individual p_T^μ bins
 - Separately for each muon charge
- In all cases, good consistency is observed





Conclusions

- A new technique of measurement, a huge statistics collected in Run 2, and an excellent work of ATLAS allowed measuring $R(\tau/\mu)$ with the world best precision
- Resolved the old discrepancy with the SM remained from the LEP era
- (regretfully) beautiful confirmation of the SM

