

WELCOME

Use this guide to navigate the Library and discover the essential locations.

Physically in the building?

Follow the map to find the numbered tour stops positioned around the Library building.

Scan the QR codes on the posters along the way for audio and helpful videos.

Don't hesitate to visit the Helpdesk for further information and advice.

Using this guide online?

Click the video buttons to listen to more information and see some helpful videos from inside the Library.

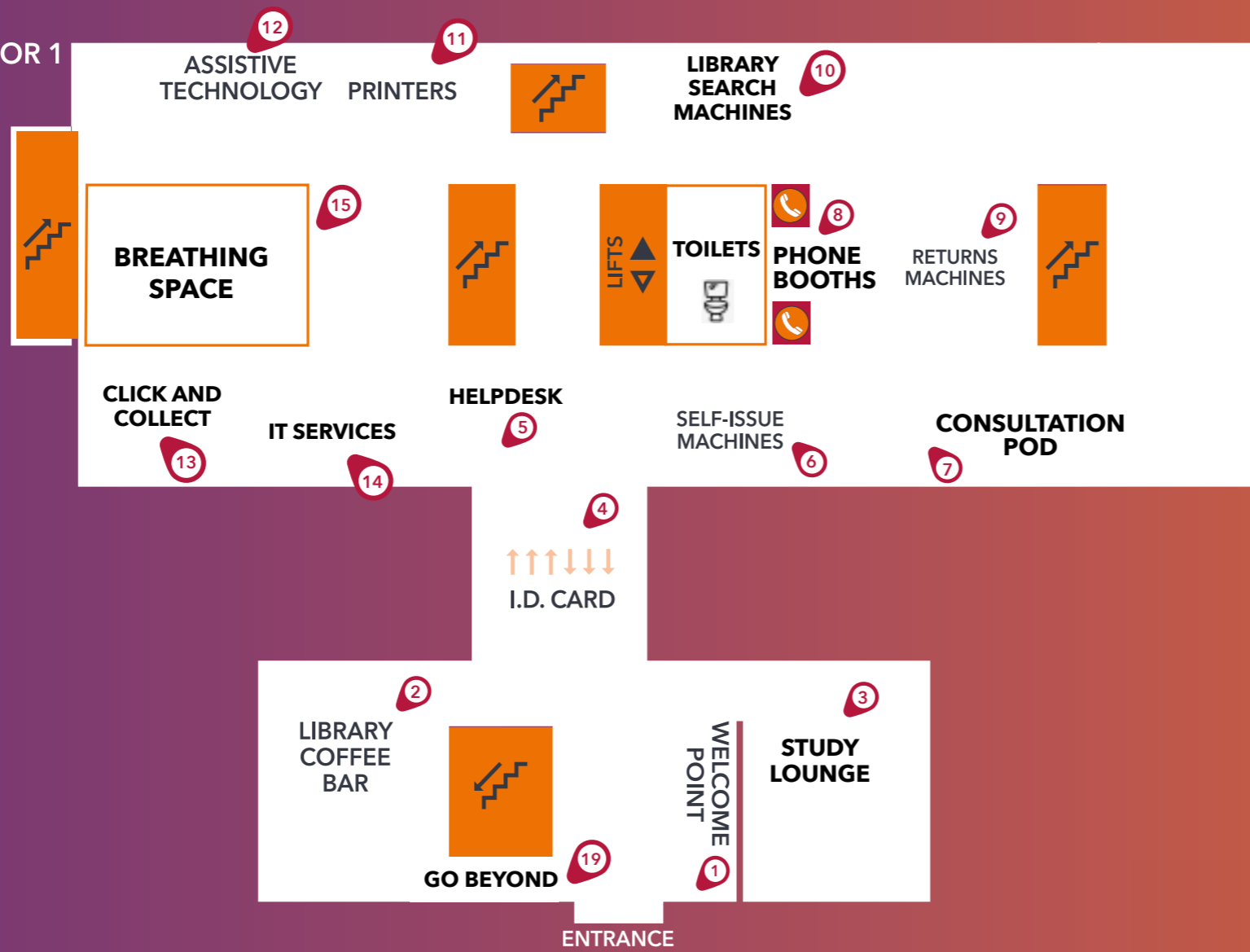
Quick guide video

As an alternative to the full tour, the QR code below gives you a quick video guide of all the essential Library spots.

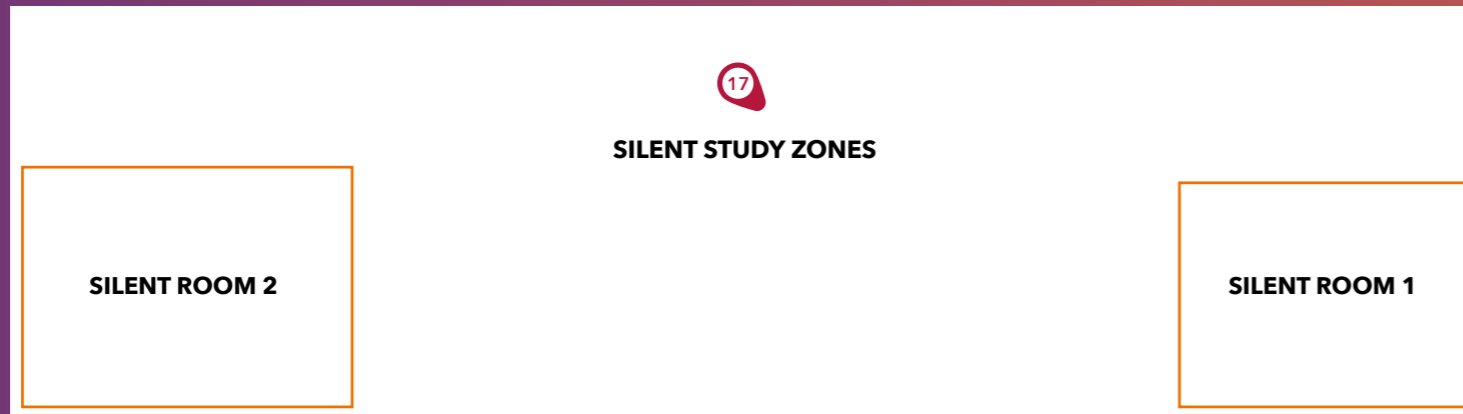
Enjoy the tour!

warwick.ac.uk/library

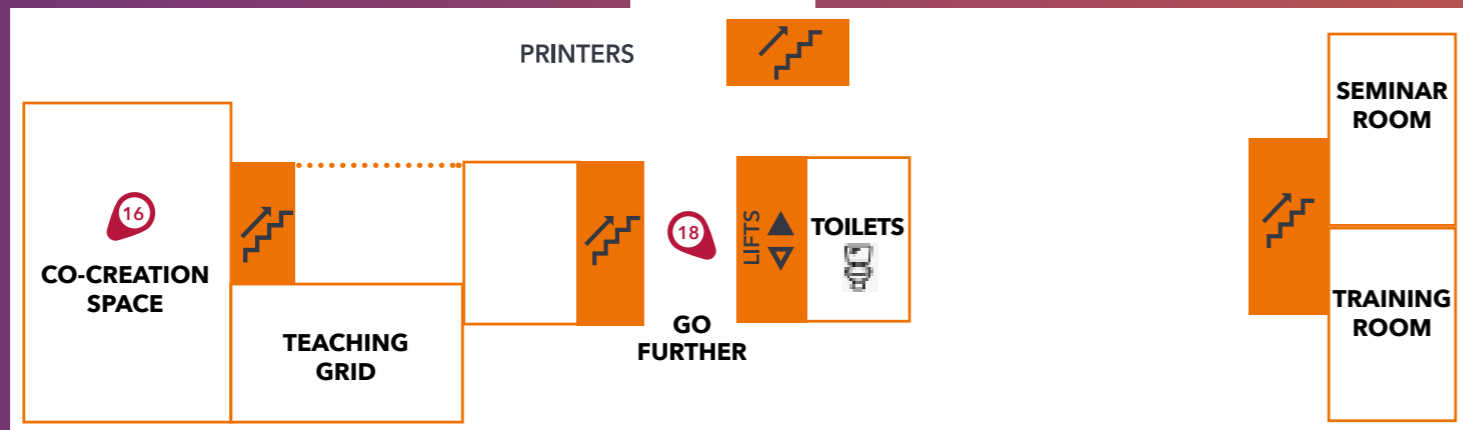
FLOOR 1



FLOOR 2X



FLOOR 2



107854

warwick.ac.uk/library

WarwickUniversity
@WarwickLibrary
WarwickLibrary

eduroam



WARWICK
THE LIBRARY

GET STARTED
Self Guided
LIBRARY TOUR

warwick.ac.uk/library

WELCOME POINT

1

CLICK HERE

TO FIND OUT MORE!

LIBRARY COFFEE BAR

2

STUDY LOUNGE

3

ENTRANCE BARRIERS

4

SELF-ISSUE MACHINES




6

CONSULTATION POD

7

RETURNS MACHINES

9



LIBRARY SEARCH MACHINES

10

PRINTERS

11

ASSISTIVE TECHNOLOGY

12

CLICK AND COLLECT

13

IT SERVICES

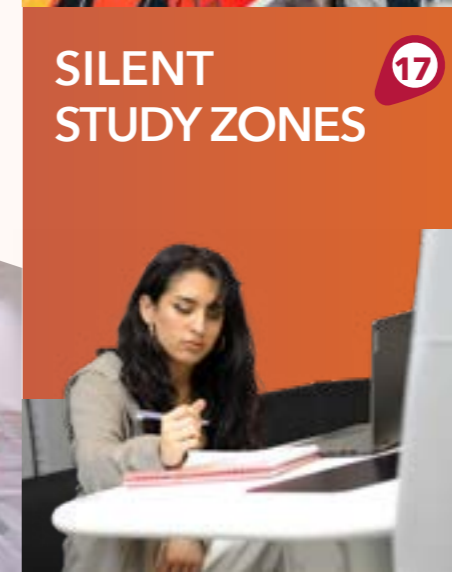

14

CO-CREATION SPACE

16

GO FURTHER

18



HELPDESK

5

PHONE BOOTHS

8

BREATHING SPACE

15

SILENT STUDY ZONES

17

GO BEYOND

19